阿姆达数控技术无锡有限公司
Technology(Wuxi)Co.,Ltd.

AMDSK

AMDSK 阿姆达数控技术无锡有限公司

AMDSK ISO9001
CE CCC

单、三相交流异步电动机

SINGLE-PHASE & THREE-PHASE AC ASYNCHRONOUS MOTOR

AMDSK

Table Of Contents

YX3(YE2) 系列高效率三相异步电动机

YX3(YE2) Series High Efficiency Three-Phase Asynchronous Motor

B5

B3

B35

YX3系列节能型三相异步电动机效率高,启动转矩大,噪音低,结构更加合理,冷却散热条件成熟。本系列电动机为一般用途的三相异步电动机,可用于驱动各种通用机械设备,如压缩机、风机、水泵等,以及化工、医药、矿山及其它特殊环境下使用的设备.

防护等级/Protection Class:IP55, 绝缘等级/Insulation Grade:F, 冷却方式/Cooling Way: IC411，工作制/Duty Type:S1

Yx3 Series three-phase asynchronous motor with high starting torque & energy-saving , more reasonable structure, low noise ,easy cooling .It is used to drive all kinds of mechanical equipment , such as compressor , fan motor, water pump, also can work in chemical, medicine, mines and other special environment equipment .

电机型号 Motor Type	功率 Power		转速 Speed	电流 In A			效率 Efficiency		功率因数 Power factor	堵转转矩 额定转矩	最大转矩 额定转矩	堵转电流 额定电流	噪声 Noise	重量 Weight
	kW	Hp	r/min	380V	400V	415V	100%	75%	Cos	TLR/Trated	Tmax/Trated	ILR/Irated	LwdB(A)	Kg
Asynchronous Speed 3000RPM/2-POLE 50Hz														
YX3(YE2)-80M1-2	0.75	1.0	2830	1.7	1.6	1.5	77.5	80.33	0.83	2.3	2.3	6.8	62	16
YX3(YE2)-80M2-2	1.1	1.5	2830	2.4	2.3	2.2	82.8	83.27	0.83	2.3	2.3	7.3	62	17.5
YX3(YE2)-90S-2	1.5	2.0	2840	3.2	3.0	2.9	84.1	84.99	0.84	2.3	2.3	7.6	67	23.5
YX3(YE2)-90L-2	2.2	3.0	2840	4.6	4.4	4.2	85.6	86.35	0.85	2.3	2.3	7.8	67	28.5
YX3(YE2)-100L-2	3.0	4.0	2880	6.0	5.7	5.5	86.7	87.16	0.87	2.3	2.3	8.1	74	38
YX3(YE2)-112M-2	4.0	5.5	2880	7.9	7.5	7.2	87.6	88.80	0.88	2.3	2.3	8.3	77	49
YX3(YE2)-132S1-2	5.5	7.5	2900	10.7	10.2	9.8	88.6	89.87	0.88	2.2	2.3	8.0	79	63
YX3(YE2)-132S2-2	7.5	10	2900	14.3	13.6	13.1	89.5	90.29	0.89	2.2	2.3	7.8	79	70
YX3(YE2)-160M1-2	11	15	2900	20.7	19.7	19.0	90.5	90.66	0.89	2.2	2.3	7.9	81	121
YX3(YE2)-160M2-2	15	20	2930	28.0	26.7	25.7	91.3	91.46	0.89	2.2	2.3	8.0	81	132
YX3(YE2)-160L-2	18.5	25	2930	34.4	32.7	31.5	91.8	92.52	0.89	2.2	2.3	8.1	81	138
YX3(YE2)-180M-2	22	30	2940	40.7	38.7	37.3	92.2	92.40	0.89	2.2	2.3	8.2	83	191
YX3(YE2)-200L1-2	30	40	2950	55.1	52.3	50.5	92.9	92.95	0.89	2.2	2.3	7.5	84	240
YX3(YE2)-200L2-2	37	50	2950	67.7	64.3	62.0	93.3	93.14	0.89	2.2	2.3	7.5	84	257
YX3(YE2)-225M-2	45	60	2970	82.0	77.9	75.1	93.7	93.53	0.89	2.2	2.3	7.6	86	310
YX3(YE2)-250M-2	55	75	2970	99.9	94.8	91.5	94.0	94.05	0.89	2.2	2.3	7.6	89	386
YX3(YE2)-280S-2	75	100	2970	153.3	128.6	123.9	94.6	94.62	0.89	2.0	2.3	6.9	91	505
YX3(YE2)-280M-2	90	125	2970	151.7	153.6	148.1	95.0	94.75	0.89	2.0	2.3	7.0	91	555
YX3(YE2)-315S-2	110	150	2980	195.5	185.5	178.8	95.0	94.14	0.90	2.0	2.2	7.1	92	975
YX3(YE2)-315M-2	132	180	2980	233.6	221.9	213.9	95.4	94.64	0.90	2.0	2.2	7.1	92	1035
YX3(YE2)-315L1-2	160	215	2980	280.0	265.7	256.1	95.4	95.11	0.91	2.0	2.2	7.1	92	1130
YX3(YE2)-315L2-2	200	270	2980	350.0	332.5	320	95.4	95.48	0.91	2.0	2.2	7.1	92	1220

技术性能参数 Technical performance data

电机型号 Motor Type	功率 Power		转速 Speed	电流 In A			效率 Efficiency		功率因数 Power factor	堵转转矩 额定转矩	最大转矩 额定转矩	堵转电流 额定电流	噪声 Noise	重量 Weight
	kW	Hp	r/min	380V	400V	415V	100%	75%	Cos	TLR/Trated	Tmax/Trated	ILR/Irated	Lw dB(A)	Kg
Asynchronous Speed 1500RPM/4 - POLE 50Hz														
YX3(YE2)-80M1-4	0.55	0.75	1390	1.4	1.4	1.3	80.7	81.43	0.75	2.3	2.3	6.3	56	17
YX3(YE2)-80M2-4	0.75	1.0	1390	1.8	1.8	1.7	82.3	82.56	0.75	2.3	2.3	6.5	56	18.5
YX3(YE2)-90S-4	1.1	1.5	1400	2.7	2.7	2.4	83.8	85.31	0.75	2.3	2.3	6.5	59	24
YX3(YE2)-90L-4	1.5	2.0	1400	3.6	3.6	3.3	85.0	86.48	0.75	2.3	2.3	6.9	59	29.5
YX3(YE2)-100L1-4	2.2	3.0	1430	4.8	4.8	4.4	86.4	86.59	0.81	2.3	2.3	7.5	64	39.5
YX3(YE2)-100L2-4	3.0	4.0	1430	6.4	6.4	5.8	87.4	87.43	0.82	2.3	2.3	7.6	64	43.5
YX3(YE2)-112M-4	4.0	5.5	1440	8.4	8.4	7.7	88.3	88.0	0.82	2.3	2.3	7.7	65	52
YX3(YE2)-132S-4	5.5	7.5	1440	11.4	11.4	10.5	89.2	90.10	0.82	2.0	2.3	7.5	71	66
YX3(YE2)-132M-4	7.5	10	1440	15.2	15.2	13.9	90.1	90.98	0.83	2.0	2.3	7.4	71	78
YX3(YE2)-160M-4	11	15	1460	21.6	21.6	19.8	91.0	91.33	0.85	2.2	2.3	7.5	73	122
YX3(YE2)-160L-4	15	20	1460	28.9	28.9	26.4	91.8	91.98	0.86	2.2	2.3	7.5	73	139
YX3(YE2)-180M-4	18.5	25	1470	35.4	35.4	32.5	92.2	92.64	0.86	2.2	2.3	7.7	76	188
YX3(YE2)-180L-4	22	30	1470	42.0	42.0	38.4	92.6	92.98	0.86	2.2	2.3	7.8	76	193
YX3(YE2)-200L-4	30	40	1470	56.9	56.9	52.1	93.2	93.42	0.86	2.2	2.3	7.2	76	256
YX3(YE2)-225S-4	37	50	1475	69.8	69.8	63.9	93.6	93.62	0.86	2.2	2.3	7.3	78	308
YX3(YE2)-225M-4	45	60	1475	84.7	84.7	77.5	93.9	94.22	0.86	2.2	2.3	7.4	78	337
YX3(YE2)-250M-4	55	75	1480	103.1	103.1	94.4	94.2	94.62	0.86	2.2	2.3	7.4	79	410
YX3(YE2)-280S-4	75	100	1480	136.7	136.7	125.2	94.7	94.67	0.88	2.2	2.3	6.7	80	581
YX3(YE2)-280M-4	90	125	1480	163.6	163.6	149.8	95.0	94.97	0.88	2.2	2.3	6.9	80	643
YX3(YE2)-315S-4	110	150	1480	199.1	199.1	182.3	95.4	95.30	0.88	2.2	2.2	6.9	88	980
YX3(YE2)-315M-4	132	180	1480	238.9	238.9	218.7	95.4	95.36	0.88	2.2	2.2	6.9	88	1055
YX3(YE2)-315L1-4	160	215	1480	286.3	286.3	261.3	95.7	95.46	0.89	2.2	2.2	6.9	88	1155
YX3(YE2)-315L2-4	200	270	1480	357.9	357.9	326.7	95.7	95.67	0.89	2.2	2.2	6.9	88	1230
Asynchronous Speed 1000RPM/6 - POLE 50Hz														
YX3(YE2)-80M1-6	0.37	0.5	940	1.3	1.0	0.8	62	55	0.7	2.0	2.1	6.0	57	18
YX3(YE2)-80M2-6	0.55	0.55	940	1.74	1.45	1.2	69	58	0.72	2.0	2.1	6.0	57	20.2
YX3(YE2)-90S-6	0.75	1.0	910	2.0	1.93	1.86	77.7	78.76	0.72	2.1	2.1	5.8	57	23
YX3(YE2)-90L-6	1.1	1.5	910	2.9	2.7	2.6	79.9	81.12	0.73	2.1	2.1	5.9	57	28.5
YX3(YE2)-100L-6	1.5	2.0	940	3.8	3.6	3.46	81.5	81.56	0.74	2.1	2.1	6.0	61	37.5
YX3(YE2)-112M-6	2.2	3.0	940	5.4	5.1	4.96	83.4	85.12	0.74	2.1	2.1	6.0	65	48
YX3(YE2)-132S-6	3.0	4.0	960	7.3	6.9	6.6	84.9	86.49	0.74	2.0	2.1	6.2	69	65
YX3(YE2)-132M1-6	4.0	5.5	960	9.5	9.1	8.7	86.1	87.58	0.74	2.0	2.1	6.8	69	73
YX3(YE2)-132M2-6	5.5	7.5	960	12.7	12.1	11.7	87.4	88.90	0.75	2.0	2.1	7.1	69	82
YX3(YE2)-160M-6	7.5	10	970	16.4	15.6	15	89.0	89.51	0.78	2.1	2.1	6.7	73	113
YX3(YE2)-160L-6	11	15	970	23.5	22.3	21.5	90.0	90.11	0.79	2.1	2.1	6.9	73	134
YX3(YE2)-180L-6	15	20	970	30.9	29.4	28.3	91.0	92.12	0.81	2.0	2.1	7.2	73	178
YX3(YE2)-200L1-6	18.5	25	980	37.9	36	34.7	91.5	92.02	0.81	2.1	2.1	7.2	73	226
YX3(YE2)-200L2-6	22	30	980	44.3	42.1	40.6	92.0	92.48	0.82	2.1	2.1	7.3	73	243
YX3(YE2)-225M-6	30	40	980	60.8	57.8	55.7	92.5	93.37	0.81	2.0	2.1	7.1	74	294

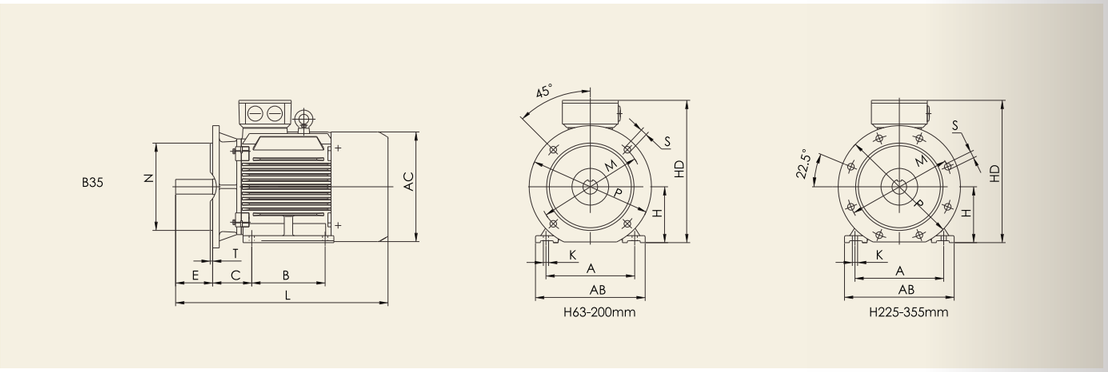

技术性能参数 Technical performance data

电机型号 Motor Type	功率 Power		转速 Speed	电流 In A			效率 Efficiency		功率因数 Power factor	堵转转矩 额定转矩	最大转矩 额定转矩	堵转电流 额定电流	噪声 Noise	重量 Weight
	kW	Hp	r/min	380V	400V	415V	100%	75%	Cos	TLR/Trated	Tmax/Trated	ILR/Irated	Lw dB(A)	Kg
Asynchronous Speed 1000RPM/6 - POLE 50Hz														
YX3(YE2)-250M-6	37	50	980	72.0	68.4	65.9	93.0	93.85	0.84	2.1	2.1	7.1	76	369
YX3(YE2)-280S-6	45	60	980	85.0	80.8	77.9	93.5	94.03	0.86	2.1	2.0	7.2	78	513
YX3(YE2)-280M-6	55	75	980	103.6	98.3	94.7	93.8	94.26	0.86	2.1	2.0	7.2	78	661
YX3(YE2)-315S-6	75	100	980	142.3	134.9	130.0	94.2	94.49	0.85	2.0	2.0	6.7	83	910
YX3(YE2)-315M-6	90	125	980	172.3	163.1	157.2	94.5	94.75	0.84	2.0	2.0	6.7	83	970
YX3(YE2)-315L1-6	110	150	980	207.0	196.4	189.3	95.0	95.11	0.85	2.0	2.0	6.7	83	1155
YX3(YE2)-315L2-6	132	180	980	245.5	232.2	233.8	95.0	95.34	0.86	2.0	2.0	6.7	83	1260
Asynchronous Speed 750RPM/8 - POLE 50Hz														
YX3(YE2)-90L-8	0.55	0.75	700	1.86	1.77	1.70	73.5	74.4	0.61	1.8	2.0	2.0	54	31
YX3(YE2)-100L1-8	0.75	1.0	700	2.30	2.20	2.1	73.5	75.8	0.67	1.8	2.0	2.0	51	33
YX3(YE2)-100L2-8	1.1	1.5	700	3.17	3.02	2.9	76.3	79.1	0.69	1.8	2.0	2.0	51	38
YX3(YE2)-112M-8	1.5	2.0	705	4.21	4.00	3.86	78.4	80.4	0.69	1.8	2.0	2.0	52	52
YX3(YE2)-132S-8	2.2	3.0	710	5.8	5.5	5.3	80.9	82.9	0.71	1.8	2.0	2.0	69	58
YX3(YE2)-132M-8	3.0	4.0	710	7.5	7.2	6.9	82.7	84.7	0.73	1.8	2.0	2.0	69	68
YX3(YE2)-160M1-8	4.0	5.5	715	9.9	9.4	9.0	84.2	85.7	0.73	1.9	2.0	2.0	69	104
YX3(YE2)-160M2-8	5.5	7.5	715	13.2	12.5	12.0	85.8	87.4	0.74	2.0	2.0	2.0	69	114
YX3(YE2)-160L-8	7.5	10	720	17.4	16.5	15.0	87.2	88.6	0.75	2.0	2.0	2.0	69	132
YX3(YE2)-180L-8	11	15	730	24.8	23.5	22.7	88.8	89.0	0.76	2.0	2.0	2.0	73	176
YX3(YE2)-200L-8	15	20	730	33.3	31.6	30.5	90.0	90.3	0.76	2.0	2.0	2.0	73	232
YX3(YE2)-225S-8	18.5	25	735	40.8	38.7	37.3	90.7	90.7	0.76	1.9	2.0	2.0	73	268
YX3(YE2)-225M-8	22	30	735	46.4	44.1	42.5	91.2	91.6	0.79	1.9	2.0	2.0	73	288
YX3(YE2)-250M-8	30	40	735	62.6	59.5	57.4	92.1	91.8	0.79	1.9	2.0	2.0	75	372
YX3(YE2)-280S-8	37	50	740	75.8	72	69.4	92.7	92.6	0.80	1.9	2.0	2.0	80	576
YX3(YE2)-280M-8	45	60	740	91.7	87.1	84	93.2	93.6	0.80	1.9	2.0	2.0	80	651
YX3(YE2)-315S-8	55	75	740	110.1	104.6	100.8	93.7	93.6	0.81	1.8	2.0	2.0	74	1000
YX3(YE2)-315M-8	75	100	740	149	141.6	136.5	94.4	94.2	0.81	1.8	2.0	2.0	74	1100
YX3(YE2)-315L1-8	90	125	740	176.1	167.3	161.2	94.7	94.6	0.82	1.8	2.0	2.0	74	1160
YX3(YE2)-315L2-8	110	150	740	214.3	203.6	196.2	95.1	94.8	0.82	1.8	2.0	2.0	74	1230

外形及安装尺寸/Dimension Drawing

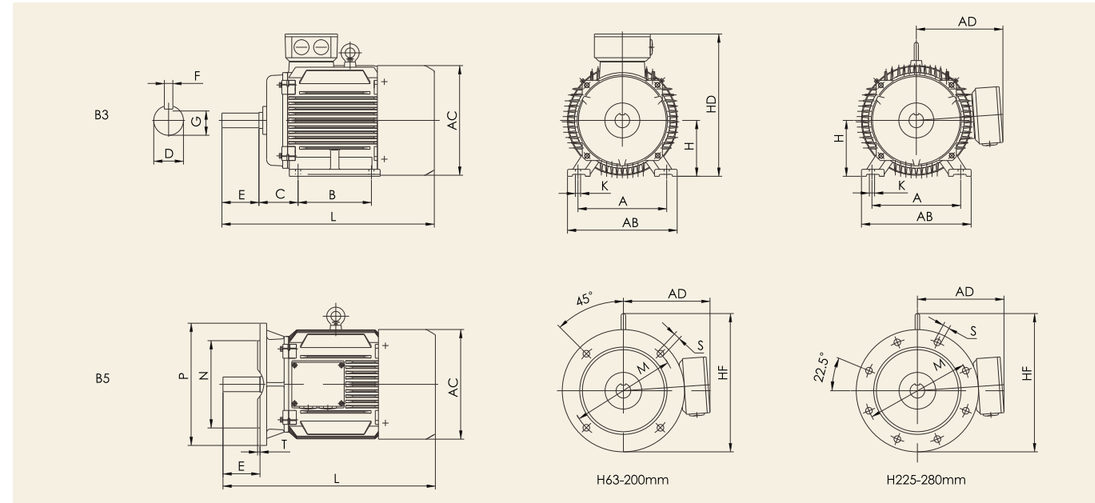

座机号 Frame No	极数 Pole	安装尺寸 Mounting Dimensions(mm)																								外形尺寸 External Dimensions(mm)					
		凸缘号 Flange Number	凸缘孔 Flange Bolt	A	A/2	B	C	D	E	F	G	H	K	M	N	P	R	S	T	AB	AC	AD	HD	HF	L	凸缘号 Flange Number	M	N	P	S	T
80M	2，4，6	FF165	4	125	62.5	100	50	19	40	6	15.5	80	10	165	130	200	0	12	3.5	165	175	145	220	245	305	FT100	100	80	120	M6	3
90S	2，4，6	FF165	4	140	70	100	56	24	50	8	20	90	10	165	130	200	0	12	3.5	180	195	165	260	265	360	FT115	115	95	140	M8	3
90L	2，4，6	FF165	4	140	70	125	56	24	50	8	20	90	10	165	130	200	0	12	3.5	180	195	165	260	315	390	FT115	115	95	140	M8	3
100L	2，4，6	FF215	4	160	80	140	63	28	60	8	24	100	12	215	180	250	0	14.5	4	205	215	180	270	315	435	FT130	130	110	160	M8	3.5
112M	2，4，6	FF215	4	190	95	140	70	28	60	8	33	112	12	215	180	250	0	14.5	4	230	240	190	300	385	470	FT130	130	110	160	M8	3.5
132S	2，4，6	FF265	4	216	108	140	89	38	80	10	33	132	12	265	230	300	0	14.5	4	270	275	210	345	385	510						
132M	2，4，6	FF265	4	216	108	178	89	38	80	10	33	132	12	265	230	300	0	14.5	4	270	275	210	345	430	560						
160M	2，4，6	FF300	4	254	127	210	108	42	110	12	37	160	14.5	300	250	350	0	18.5	5	320	330	255	420	430	670						
160L	2，4，6	FF300	4	254	127	254	108	42	110	12	37	160	14.5	300	250	350	0	18.5	5	320	330	255	420	480	700						
180M	2，4，6	FF300	4	279	139.5	241	121	48	110	14	42.5	180	14.5	300	250	350	0	18.5	5	355	380	280	455	535	740						
180L	2，4，6	FF300	4	279	139.5	279	121	48	110	14	42.5	180	14.5	300	250	350	0	18.5	5	355	380	280	455	535	790						
200L	2，4，6	FF350	4	318	159	305	133	55	110	16	49	200	18.5	350	300	400	0	18.5	5	395	420	305	505	535	790						
225S	2，4，6	FF400	8	356	178	286	149	60	140	18	53	225	18.5	400	350	450	0	18.5	5	435	470	335	560	595	830						
225M	2	FF400	8	356	178	311	149	55	110	16	49	225	18.5	400	350	450	0	18.5	5	435	470	335	560	595	825						
225M	4，6	FF400	8	356	178	311	149	60	140	18	53	225	18.5	400	350	450	0	18.5	5	435	470	335	560	650	855						
250M	2	FF500	8	406	203	349	168	60	140	18	53	250	24	500	450	550	0	18.5	5	490	510	370	615	650	915						
250M	4，6	FF500	8	406	203	349	168	65	140	18	58	250	24	500	450	550	0	18.5	5	490	510	370	615	650	915						
280S	2	FF500	8	457	288.5	368	190	65	140	18	58	280	24	500	450	550	0	18.5	5	550	580	410	680	650	985						
280S	4，6	FF500	8	457	288.5	368	190	75	140	20	67.5	280	24	500	450	550	0	18.5	5	550	580	410	680		985						
280M	2	FF500	8	457	288.5	419	190	65	140	18	58	280	24	500	450	550	0	18.5	5	550	580	410	680		1035						
280M	4，6	FF500	8	457	288.5	419	190	75	140	20	67.5	280	24	500	450	550	0	18.5	5	550	580	410	680		1035						
315S	2	FF600	8	508	254	406	216	65	140	18	58	315	28	600	550	660	0	24	6	635	645	530	845		1180						
315S	4，6	FF600	8	508	254	406	216	80	170	22	71	315	28	600	550	660	0	24	6	635	645	530	845		1290						
315M	2	FF600	8	508	254	457	216	65	140	18	58	315	28	600	550	660	0	24	6	635	645	530	845		1210						
315M	4，6	FF600	8	508	254	457	216	80	170	22	71	315	28	600	550	660	0	24	6	635	645	530	845		1320						
315L	2	FF600	8	508	254	508	216	65	170	18	58	315	28	600	550	660	0	24	6	635	645	530	845		1210						
315L	4，6	FF600	8	508	254	508	216	80	170	22	71	315	28	600	550	660	0	24	6	635	645	530	845		1320						

YE3 系列超高效率三相异步电动机

Ye3 Series Premium Efficiency Three-Phase Asynchronous Motor

B5

B3

B35

银达YE3系列电动机技术特性

- 机座材料：铸铁；
- 标准颜色：龙胆蓝（RAL 5010）
- 额定功率：0.75kW~315kW（50HZ）
- 0.75kW及以上的2、4、6极电动机达到GB18613-2012标准能效等级2级，且能满足IEC60034-30标准中的IE3效率等级（50Hz）
- 标准安装结构类型（符合IEC60034-7标准规定）：IMB3/IMB5/IMB35等；
- 所有的电动机设计防护等级为IP55（IEC60034-5）；绝缘系统按155（F）温度等级设计，在额定输出和直接供电时按130（B）温度等级使用；
- 电动机标准冷却方式为自扇冷却（IEC60034-6规定的IC411），可提供独立驱动风扇强制冷却；
- 防护等级IP55(IEC60034-5);
- 工作环境高度不超过海拔1000m（IEC60034-1）；

Features of Yinda YE3 series

- Frame material: cast iron.
- Standard color: Gentian blue(RAL 5010)
- Rated output power: 0.75kW~315kW at 50Hz
- Available in 2,4,6pole motor(0.75kW and up)with efficiency grade 2. according to GB18613-2012 and efficiency class IE3(50Hz) according to IEC 60034-30.
- Standard mounting construction according to IEC 60034-7:IMB3，IMB5，IMB35 and etc.
- All motors are designed to IP55 degree of protection (IEC 60034-5).Insulation system is designed for temperature class 155(F).At rated output with line-fed operation,the motors can be used in temperature class 130(B).
- Self ventilated motors with radial-flow fans (cooling method IC 411 according to IEC 60034-6) as standard,forces air cool with external separately driven fans as option.
- Degrees of motor protection IP55 (IEC 60034-5).
- Altitude of working environment shall not exceed 1000m above sea-level (IEC 60034-1).

电机型号 Motor Type	功率 Power		转速 Speed	效率 Efficiency	功率因数 Power factor	额定电流 Rated Current	堵转电流 额定电流	堵转转矩 额定转矩	最大转矩 额定转矩	噪声 Noise
	kW	Hp	r/min	%	Cos	A	I_{LR}/Irated	T_{LR}/Trated	Tmax/Trated	Lw dB(A)
Asynchronous Speed 3000r/min=2poles 380V/50Hz										
YE3-80M1-2	0.75	1.0	2830	80.7	0.82	1.8	6.8	2.3	2.3	62
YE3-80M2-2	1.1	1.5	2830	82.7	0.83	2.5	7.1	2.3	2.3	62
YE3-90S-2	1.5	2.0	2840	84.2	0.84	3.3	7.3	2.3	2.3	67
YE3-90L-2	2.2	3.0	2840	85.9	0.85	4.7	7.6	2.3	2.3	67
YE3-100L-2	3.0	4.0	2880	87.1	0.87	6.2	7.8	2.2	2.3	74
YE3-112M-2	4.0	5.5	2880	88.1	0.88	8.0	8.1	2.2	2.3	77
YE3-132S1-2	5.5	7.5	2900	89.2	0.88	10.9	8.2	2.2	2.3	79
YE3-132S2-2	7.5	10	2900	90.1	0.88	14.5	7.8	2.2	2.3	79
YE3-160M1-2	11	15	2900	91.2	0.89	21	7.9	2.2	2.3	81
YE3-160M-2	15	20	2930	91.9	0.89	28.4	7.9	2.2	2.3	81
YE3-160L-2	18.5	25	2930	92.4	0.89	34.7	8.0	2.2	2.3	81
YE3-180M-2	22	30	2940	92.7	0.89	41.1	8.1	2.2	2.3	83
YE3-200L1-2	30	40	2950	93.3	0.89	55.7	7.5	2.0	2.3	84
YE3-200L2-2	37	50	2950	93.7	0.89	68.3	7.5	2.0	2.3	84
YE3-225M-2	45	60	2970	94	0.9	82.7	7.5	2.2	2.3	86
YE3-250M-2	55	75	2970	94.3	0.9	100.7	7.6	2.2	2.3	89
YE3-280S-2	75	100	2970	94.7	0.9	136.5	6.9	1.8	2.3	91
YE3-280M-2	90	120	2970	95	0.9	163.3	6.9	1.8	2.3	91
YE3-315S-2	110	150	2980	95.2	0.9	196.9	7.0	1.8	2.2	92
YE3-315M-2	132	180	2980	95.4	0.9	235.6	7.0	1.8	2.2	92
YE3-315L1-2	160	220	2980	95.6	0.91	281.8	7.1	1.8	2.2	92
YE3-315L2-2	200	270	2980	95.8	0.91	351.5	7.1	1.8	2.2	92
Asynchronous Speed 1500r/min=4poles 380V/50Hz										
YE3-80M1-4	0.55	0.75	1390	80	0.72	1.1	6.0	2.3	2.3	56
YE3-80M2-4	0.75	1.0	1390	82.5	0.75	1.9	6.4	2.3	2.3	56
YE3-90S-4	1.1	1.5	1400	84.1	0.76	2.7	6.6	2.3	2.3	59
YE3-90L-4	1.5	2.0	1400	85.3	0.77	3.5	6.7	2.3	2.3	59
YE3-100L1-4	2.2	3.0	1430	86.7	0.81	5.1	7.3	2.3	2.3	64
YE3-100L2-4	3.0	4.0	1430	87.7	0.82	6.8	7.5	2.3	2.3	64
YE3-112M-4	4.0	5.5	1440	88.6	0.82	8.7	7.5	2.3	2.3	65
YE3-132S-4	5.5	7.5	1440	89.6	0.83	11.6	7.5	2.0	2.3	71
YE3-132M-4	7.5	10	1440	90.4	0.84	15.5	7.3	2.0	2.3	71
YE3-160M-4	11	15	1460	91.34	0.82	22.4	7.4	2.0	2.3	73
YE3-160L-4	15	20	1460	92.1	0.86	29.9	7.5	2.0	2.3	73
YE3-180M-4	18.5	25	1470	92.6	0.86	36.3	7.6	2.0	2.3	76
YE3-180L-4	22	30	1470	93	0.86	42.9	7.7	2.1	2.3	76
YE3-200L-4	30	40	1470	93.6	0.86	58.1	7.1	2.1	2.3	76
YE3-225S-4	37	50	1475	93.9	0.86	70.5	7.3	2.1	2.3	78
YE3-225M-4	45	60	1475	94.2	0.86	85.4	7.3	2.2	2.3	78
YE3-250M-4	55	75	1480	94.6	0.86	103.9	7.3	2.2	2.3	79
YE3-280S-4	75	100	1480	95	0.88	139.3	6.8	2.2	2.3	80
YE3-280M-4	90	120	1480	95.2	0.88	165	6.9	2.2	2.3	80
YE3-315S-4	110	150	1480	95.4	0.89	198.7	6.9	2.1	2.2	88
YE3-315M-4	132	180	1480	95.6	0.89	238	6.9	2.1	2.2	88
YE3-315L1-4	160	220	1480	95.8	0.89	284.6	6.9	2.1	2.2	88
YE3-315L2-4	200	270	1480	96	0.9	355	6.9	2.1	2.2	88

外形及安装尺寸/Dimension Drawing

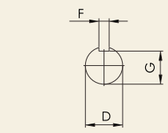

机座号80-90无吊环

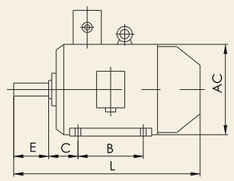

机 座 号\PFrome size
80-132

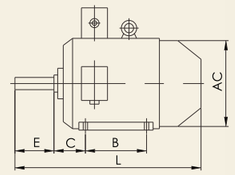

机 座 号\PFrome size
160-355

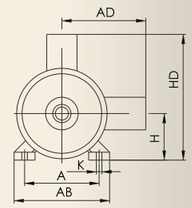

机 座 号\PFrome size
80-355

B3 H80-355

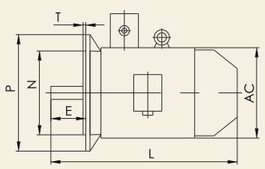

机 座 号\PFrome size
80-132

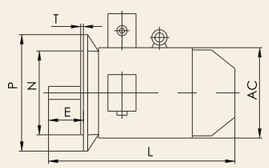

机 座 号\PFrome size
160-180

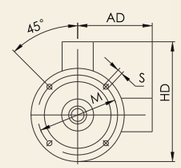

机 座 号\PFrome size
80-200

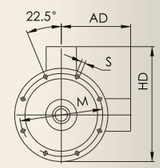

机 座 号\PFrome size
225-280

B5 H80-355

电机型号 Motor Type	功率 Power		转速 Speed	效率 Efficiency	功率因数 Power factor	额定电流 Rated Current	堵转电流 额定电流	堵转转矩 额定转矩	最大转矩 额定转矩	噪声 Noise
	kW	Hp	r/min	%	Cos	A	ILR/Irated	TLR/Trated	Tmax/Trated	Lw dB(A)
Asynchronous Speed 1000r/min=6poles 380V/50Hz										
YE3-80M1-6	0.37	0.5	940	68	0.7	1.27	6	2	2.1	57
YE3-80M2-6	0.55	0.75	940	69	0.72	1.74	6	2	2.1	57
YE3-90S-6	0.75	1.0	910	78.9	0.71	2	6	2	2.1	57
YE3-90L-6	1.1	1.5	910	81	0.73	2.8	6	2	2.1	57
YE3-100L-6	1.5	2.0	940	82.5	0.73	3.8	6.5	2	2.1	61
YE3-112M-6	2.2	3.0	940	84.3	0.74	5.4	6.6	2	2.1	65
YE3-132S-6	3.0	4.0	960	85.6	0.74	7.2	6.8	2	2.1	69
YE3-132M1-6	4.0	5.5	960	86.8	0.74	9.5	6.8	2	2.1	69
YE3-132M2-6	5.5	7.5	960	88	0.75	12.7	7	2	2.1	69
YE3-160M-6	7.5	10	970	89.1	0.79	16.2	7	2	2.1	73
YE3-160L-6	11	15	970	90.3	0.8	23.1	7.2	2	2.1	73
YE3-180L-6	15	20	970	91.2	0.81	30.9	7.3	2	2.1	73
YE3-200L1-6	18	25	980	91.7	0.81	36.8	7.3	2	2.1	73
YE3-200L2-6	22	30	980	92.2	0.81	44.8	7.4	2	2.1	73
YE3-225M-6	30	40	980	92.9	0.83	59.1	6.9	2	2.1	74
YE3-250M-6	37	50	980	93.9	0.84	71.7	7.1	2	2.1	76
YE3-280S-6	45	60	980	93.7	0.85	85.8	7.3	2	2.0	78
YE3-280M-6	55	75	980	94.1	0.86	103.3	7.3	2	2.0	78
YE3-315S-6	75	100	980	94.6	0.84	143.4	6.6	2	2.0	83
YE3-315M-6	90	120	980	94.9	0.85	169.5	6.7	2	2.0	83
YE3-315L1-6	110	150	980	95.1	0.85	206.8	6.7	2	2.0	83
YE3-315L2-6	132	180	980	95.4	0.86	244.5	6.8	2	2.0	83

外形及安装尺寸/Dimension Drawing

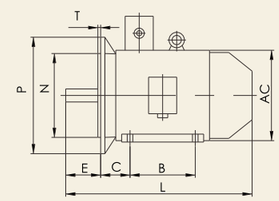

机 座 号\PFrome size
80-132

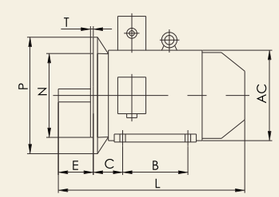

机 座 号\PFrome size
160-355

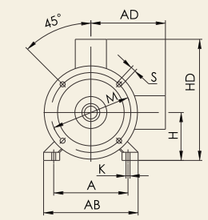

机 座 号\PFrome size
80-200

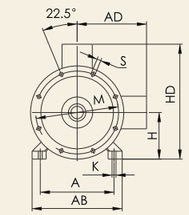

机 座 号\PFrome size
225-355

B35 H80-355

注：80-90机座无吊环

座机号 Frame No	凸缘号 Flange Number	极数 Pole	安装尺寸 Mounting Dimensions(mm)																				
			A	A/2	B	C	D	E	F	G	H	K	M	N	P	S	T	AB	AC	AD	HD	HF	L
80M	FF165	2,4,6	125	62.5	100	50	19	40	6	15.5	80	10	165	130	200	12	3.5	165	175	145	220		305
90S	FF165	2,4,6	140	70	100	56	24	50	8	20	90	10	165	130	200	12	3.5	180	205	170	265		395
90L	FF165		140	70	125	56	24	50	8	20	90	10	165	130	200	12	3.5	180	205	170	265	240	425
100L	FF215	2,4,6	160	80	140	63	28	60	8	24	100	12	215	180	250	14.5	4	205	215	180	270	275	435
112M	FF215		190	95	140	70	28	60	8	24	112	12	215	180	250	14.5	4	230	255	200	310	335	475
132S	FF265	2,4,6	216	108	140	89	38	80	10	33	132	12	265	230	300	14.5	4	270	310	230	365	335	535
132M	FF265		216	108	178	89	38	80	10	33	132	12	265	230	300	14.5	4	270	310	230	365	390	550
160M	FF300	2,4,6	254	127	210	108	42	110	12	37	160	14.5	300	250	350	18.5	5	320	340	260	425	390	730
160L	FF300		254	127	254	108	42	110	12	37	160	14.5	300	250	350	18.5	5	320	340	260	425	435	760
180M	FF300	2,4,6	279	139.5	241	121	48	110	14	42.5	180	14.5	300	250	350	18.5	5	355	390	285	460	435	805
180L	FF300		279	139.5	279	121	48	110	14	42.5	180	14.5	300	250	350	18.5	5	355	390	285	460	495	835
200L	FF350	2,4,6	318	159	305	133	55	110	16	49	200	18.5	350	300	400	18.5	5	395	445	320	520	550	890
225S	FF400	4	356	178	286	149	60	140	18	53	225	18.5	400	350	450	18.5	5	435	495	350	575	550	865
225M	FF400	2	356	178	311	149	55	110	16	49	225	18.5	400	350	450	18.5	5	435	495	350	575	550	865
	FF400	4,6	356	178	311	149	60	140	18	53	225	18.5	400	350	450	18.5	5	435	495	350	575	615	895
250M	FF500	2	406	203	349	168	60	140	18	53	250	24	500	450	550	18.5	5	490	550	390	635	615	995
	FF500	4,6	406	203	349	168	65	140	18	58	250	24	500	450	550	18.5	5	490	550	390	635	675	995
280S	FF500	2	457	228.5	368	190	65	140	18	58	280	24	500	450	550	18.5	5	550	630	435	705	675	1030
	FF500	4,6	457	228.5	368	190	75	140	20	67.5	280	24	500	450	550	18.5	5	550	630	435	705	675	1030
280M	FF500	2	457	228.5	419	190	65	140	18	58	280	24	500	450	550	18.5	5	550	630	435	705	675	1080
	FF500	4,6	457	228.5	419	190	75	140	20	67.5	280	24	500	450	550	18.5	5	550	630	435	705		1080
315S	FF600	2	508	254	406	216	65	140	18	58	315	28	600	550	660	24	6	635	645	530	845		1180
	FF600	4,6	508	254	406	216	80	170	22	71	315	28	600	550	660	24	6	635	645	530	845		1290
315M	FF600	2	508	254	457	216	65	140	18	58	315	28	600	550	660	24	6	635	645	530	845		1210
	FF600	4,6	508	254	457	216	80	170	22	71	315	28	600	550	660	24	6	635	645	530	845		1320
315L	FF600	2	508	254	508	216	65	140	18	58	315	28	600	550	660	24	6	635	645	530	845		1210
	FF600	4,6	508	254	508	216	80	170	22	71	315	28	600	550	660	24	6	635	645	530	845		1320

Y2(YS/YX3/MS) 铝筒系列高效率三相异步电动机

Y2(YS/YX3/MS) Series Aluminum Alloy Housing Asynchronous Motor

B5

B34



B3

Y2(YS/YX3)系列是Y系列电动机的升级换代产品。本系列电动机系全封闭、外扇冷式,具有设计新颖、造型美观、噪音低、效率转矩高、启动性良好、结构紧凑、使用维修方便等特点。广泛用于机床、风机、水泵、压缩机和交通运输、农业、食品加工、减速机等。

防护等级/Protection Class:IP54 绝缘等级/Insulation Grade:F，冷却方式/Cooling Way：IC411，工作制/Duty Type:S1

Y2 (YS/YX3)motors are suitable for most industrial applications. Examples of applications include machine tools.pumps, air blowers, transmission equipment, mixers and a variety of agricultural machinery and food machinery.

技术性能参数 Technical performance data

电机型号 Motor Type	功率 Power		电压 Voltage	电流 Current	频率 Frequency	转速 Speed	效率 Efficiency	功率因数 Power factor	堵转电流 额定电流	堵转转矩 额定转矩	最大转矩 额定转矩	噪声 Noise
	kW	Hp	V	A	Hz	r/min	%	Cos	ILR/Irated	TLR/Trated	Tmax/Trated	Lw dB(A)
YS-631-2	0.18	0.25	380	0.5	50	2800	65	0.8	5.5	2.2	2.2	61
YS-632-2	0.25	0.33	380	0.7	50	2800	68	0.81	5.5	2.2	2.2	61
YS-711-2	0.37	0.5	380	1.0	50	2800	70	0.81	6.1	2.2	2.2	64
YS-712-2	0.55	0.75	380	1.4	50	2800	73	0.82	6.1	2.2	2.3	64
YS-80M1-2	0.75	1.0	380	1.8	50	2825	75	0.83	6.1	2.2	2.3	67
YS-80M2-2	1.1	1.5	380	2.6	50	2825	76.2	0.84	7	2.2	2.3	67
YX3-90S-2	1.5	2.0	380	3.34	50	2840	78.5	0.84	7	2.2	2.3	72
YX3-90L-2	2.2	3.0	380	4.69	50	2840	81	0.85	7	2.2	2.3	72
YX3-100L-2	3.0	4.0	380	6.14	50	2880	82.6	0.87	7.5	2.2	2.3	76
YX3-112M-2	4.0	5.5	380	7.83	50	2890	84.2	0.88	7.5	2.2	2.3	77
YX3-132S1-2	5.5	7.5	380	10.7	50	2900	85.7	0.88	7.5	2.2	2.3	80
YX3-132S2-2	7.5	10	380	14.2	50	2900	87	0.88	7.5	2.2	2.3	80
YX3-160M1-2	11	15	380	20.9	50	2930	88.4	0.89	7.5	2.2	2.3	86

电机型号 Motor Type	功率 Power		电压 Voltage	电流 Current	频率 Frequency	转速 Speed	效率 Efficiency	功率因数 Power factor	堵转电流 额定电流	堵转转矩 额定转矩	最大转矩 额定转矩	噪声 Noise
	kW	Hp	V	A	Hz	r/min	%	Cos	ILR/Irated	TLR/Trated	Tmax/Trated	Lw dB(A)
YX3-160M2-2	15	20	380	27.9	50	2930	89.4	0.89	7.5	2.2	2.3	86
YX3-160L-2	18.5	25	380	33.9	50	2930	90	0.9	7.5	2.2	2.3	86
YS-631-4	0.12	0.16	380	0.4	50	1400	57	0.72	4.4	2.1	2.2	52
YS-632-4	0.18	0.25	380	0.6	50	1400	60	0.73	4.4	2.1	2.2	52
YS-633-4	0.25	0.35	380	0.8	50	1400	64	0.74	5.2	2.1	2.2	55
YS-711-4	0.25	0.33	380	0.8	50	1400	65	0.74	5.2	2.1	2.2	55
YS-712-4	0.37	0.5	380	1.1	50	1400	67	0.75	5.2	2.1	2.3	55
YS-80M1-4	0.55	0.75	380	1.6	50	1390	71	0.75	5.2	2.4	2.3	58
YS-80M2-4	0.75	1.0	380	2.0	50	1390	73	0.76	6.0	2.3	2.3	58
YS-80M3-4	1.0	1.4	380	2.5	50	1400	75	0.76	6.0	2.3	2.3	61
YX3-90S-4	1.1	1.5	380	2.8	50	1400	76.2	0.77	6.0	2.3	2.3	61
YX3-90L-4	1.5	2.0	380	3.65	50	1400	78.5	0.79	6.0	2.3	2.3	61
YX3-100L1-4	2.2	3.0	380	5.05	50	1420	81	0.81	7.0	2.3	2.3	64
YX3-100L2-4	3.0	4.0	380	6.64	50	1420	82.6	0.82	7.0	2.3	2.3	64
YX3-112M1-4	4.0	5.5	380	8.62	50	1440	84.2	0.82	7.0	2.3	2.3	65
YX3-112M2-4	5.0	6.7	380	10.3	50	1440	87	0.82	7.0	2.3	2.3	71
YX3-132S-4	5.5	7.5	380	11.5	50	1440	85.7	0.83	7.0	2.3	2.3	71
YX3-132M-4	7.5	10	380	15.3	50	1440	87	0.84	7.0	2.3	2.3	71
YX3-160M-4	11	15	380	22.2	50	1460	88.4	0.84	7.0	2.2	2.3	75
YX3-160L-4	15	20	380	29.8	50	1460	89.4	0.85	7.5	2.2	2.3	75
YS-711-6	0.18	0.25	380	0.8	50	900	56	0.66	4.0	1.9	2.0	52
YS-712-6	0.25	0.33	380	0.9	50	900	59	0.68	4.0	1.9	2.0	52
YS-80M1-6	0.37	0.5	380	1.3	50	900	62	0.7	4.7	1.9	2.0	54
YS-80M2-6	0.55	0.75	380	1.8	50	900	65	0.72	4.7	1.9	2.1	54
YX3-90S-6	0.75	1.0	380	2.3	50	910	69	0.72	5.5	2.0	2.1	57
YX3-90L-6	1.1	1.5	380	3.2	50	910	72	0.73	5.5	2.0	2.1	57
YX3-100L-6	1.5	2.0	380	3.9	50	940	76	0.75	5.5	2.0	2.1	61
YX3-112M-6	2.2	3.0	380	5.6	50	940	79	0.76	6.5	2.0	2.1	65
YX3-132S-6	3.0	4.0	380	7.4	50	960	81	0.76	6.5	2.1	2.1	69
YX3-132M1-6	4.0	5.5	380	9.9	50	960	82	0.76	6.5	2.1	2.1	69
YX3-132M2-6	5.5	7.5	380	12.9	50	960	84	0.77	6.5	2.1	2.1	69
YX3-160M-6	7.5	10	380	16.9	50	970	86	0.77	6.5	2.0	2.1	73
YX3-160L-6	11	15	380	24	50	970	87.5	0.78	6.5	2.0	2.1	73
YS-80M1-8	0.18	0.25	380	0.9	50	690	51	0.61	3.3	1.8	1.9	52
YS-80M2-8	0.25	0.33	380	1.2	50	690	54	0.61	3.3	1.8	1.9	52
YX3-90S-8	0.37	0.5	380	1.5	50	690	62	0.61	4.0	1.8	1.9	56
YX3-90L-8	0.55	0.75	380	2.2	50	690	63	0.61	4.0	1.8	2.0	56
YX3-100L1-8	0.75	1.0	380	2.4	50	700	71	0.67	4.0	1.8	2.0	59
YX3-100L2-8	1.1	1.5	380	3.3	50	700	73	0.69	5.0	1.8	2.0	59
YX3-112M-8	1.5	2.0	380	4.4	50	700	75	0.69	5.0	1.8	2.0	61
YX3-132S-8	2.2	3.0	380	6.0	50	710	78	0.71	6.0	1.8	2.0	64
YX3-132M-8	3.0	4.0	380	7.9	50	710	79	0.73	6.0	1.8	2.0	64
YX3-160M1-8	4.0	5.5	380	10.3	50	720	81	0.73	6.0	2.0	2.0	68
YX3-160M2-8	5.5	7.5	380	13.6	50	720	83	0.74	6.0	2.0	2.0	68
YX3-160L-8	7.5	10	380	17.8	50	720	85.5	0.75	6.0	2.0	2.0	68

外形及安装尺寸/Dimensions Drawing

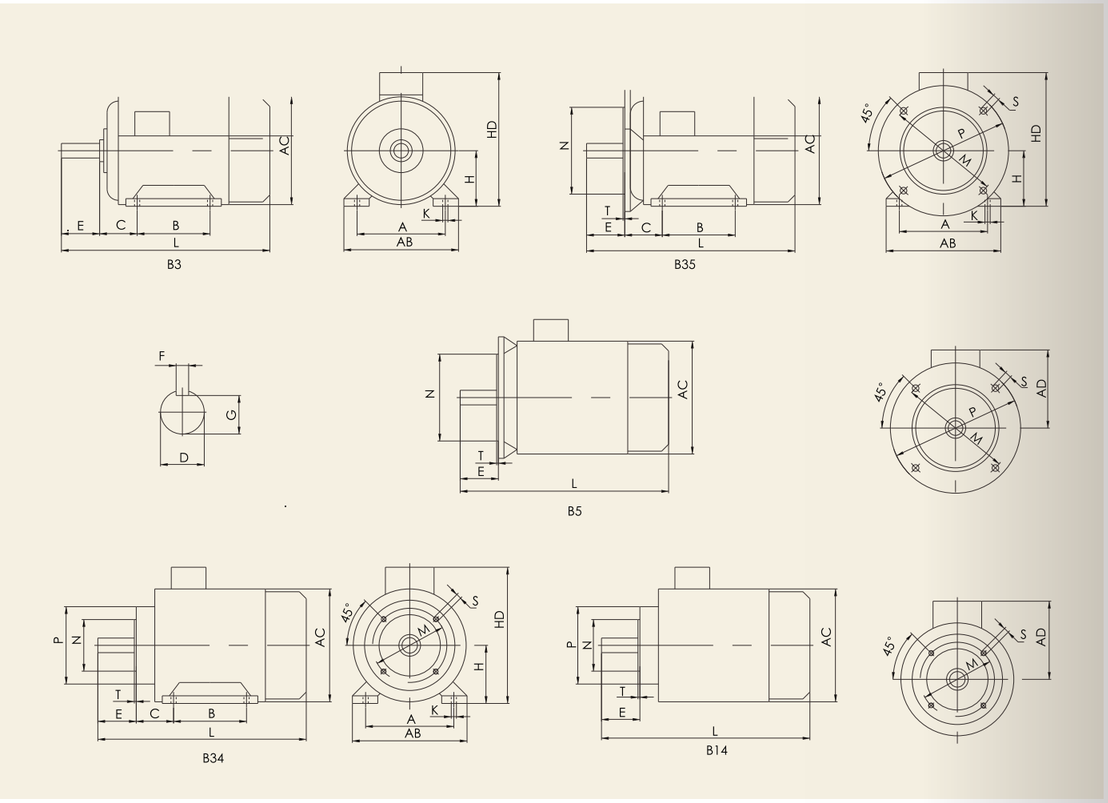

座机号 Frame No	极数 Pole	安装尺寸 Mounting Dimensions(mm)										Type:B5/B35				Type:B14/B34				外形尺寸 External dimensions(mm)				
		A	B	C	D	E	F	G	H	T	K	M	N	P	S	M	N	P	S	AB	AC	AD	HD	L
63M	2、4	100	80	40	11	23	4	8.5	63	3	7	115	95	140	10	75	60	90	M5	135	130	70	180	230
71M	2、4、6	112	90	45	14	30	5	11	71	3.5	7	130	110	160	10	85	70	105	M6	150	145	80	195	255
80M		125	100	50	19	40	6	15.5	80	3.5	10	165	130	200	12	100	80	113	M6	165	175	145	220	295
90S		140	100	56	24	50	8	20	90	3.5	10	165	130	200	12	115	95	128	M8	180	195	155	250	320
90L		140	125	56	24	50	8	20	90	3.5	10	165	130	200	12	115	95	128	M8	180	195	155	250	345
100L	2、4 6、8	160	140	63	28	60	8	24	100	4	12	215	180	250	15	130	110	152	M8	205	215	180	270	385
112M		190	140	70	28	60	8	24	112	4	12	215	180	250	15	130	110	160	M8	230	240	190	300	400
132S		216	140	89	38	80	10	33	132	4	12	265	230	300	15	165	130	200	M10	270	275	210	345	470
132M		216	178	89	38	80	10	33	132	4	12	265	230	300	15	165	130	200	M10	270	275	210	345	510
160M		254	210	108	42	110	12	37	160	5	14.5	300	250	350	18.5					320	330	255	420	615
160L		254	254	108	42	110	12	37	160	5	14.5	300	250	350	18.5					320	330	255	420	670

YS/YX3方形铝筒高效率三相异步电动机

YS/YX3 Series Three-phase Asynchronous Motor
Aluminum Alloy Housing With Square Frame

B5

B34

B14

YS/YX3系列是Y系列电动机的升级换代产品。本系列电动机系全封闭、外扇冷式,具有设计新颖、造型美观、噪音低、效率转矩高、启动性良好、结构紧凑、使用维修方便等特点。广泛用于机床、风机、水泵、压缩机和交通运输、农业、食品加工、减速机等。

防护等级/Protection Class:IP54 绝缘等级/Insulation Grade:F，冷却方式/Cooling Way：IC411，工作制/Duty Type:S1

Y2 (YS/YX3)motors are suitable for most industrial applications. Examples of applications include machine tools.pumps, air blowers, transmission equipment, mixers and a variety of agricultural machinery and food machinery.

技术性能参数 Technical performance data

电机型号 Motor Type	功率 Power		电压 Voltage	电流 Current	频率 Frequency	转速 Speed	效率 Efficiency	功率因数 Power factor	堵转电流 额定电流	堵转转矩 额定转矩	最大转矩 额定转矩	噪声 Noise
	kW	Hp	V	A	Hz	r/min	%	Cos	ILR/Irated	TLR/Trated	Tmax/Trated	Lw dB(A)
YS-631-2	0.18	0.25	380	0.5	50	2800	65	0.8	5.5	2.2	2.2	61
YS-632-2	0.25	0.33	380	0.7	50	2800	68	0.81	5.5	2.2	2.2	61
YS-711-2	0.37	0.5	380	1.0	50	2800	70	0.81	6.1	2.2	2.2	64
YS-712-2	0.55	0.75	380	1.4	50	2800	73	0.82	6.1	2.2	2.3	64
YS-80M1-2	0.75	1.0	380	1.8	50	2825	75	0.83	6.1	2.2	2.3	67
YS-80M2-2	1.1	1.5	380	2.6	50	2825	76.2	0.84	7.0	2.2	2.3	67
YX3-90S-2	1.5	2.0	380	3.34	50	2840	78.5	0.84	7.0	2.2	2.3	72
YX3-90L-2	2.2	3.0	380	4.69	50	2840	81	0.85	7.0	2.2	2.3	72
YX3-100L-2	3.0	4.0	380	6.14	50	2880	82.6	0.87	7.5	2.2	2.3	76
YX3-112M-2	4.0	5.5	380	7.83	50	2890	84.2	0.88	7.5	2.2	2.3	77

技术性能参数 Technical performance data

电机型号 Motor Type	功率 Power		电压 Voltage	电流 Current	频率 Frequency	转速 Speed	效率 Efficiency	功率因数 Power factor	堵转电流 额定电流	堵转转矩 额定转矩	最大转矩 额定转矩	噪声 Noise
	kW	Hp	V	A	Hz	r/min	%	Cos	ILR/Irated	TLR/Trated	Tmax/Trated	Lw dB(A)
YX3-132S1-2	5.5	7.5	380	10.7	50	2900	85.7	0.88	7.5	2.2	2.3	80
YX3-132S2-2	7.5	10	380	14.2	50	2900	87	0.88	7.5	2.2	2.3	80
YS-631-4	0.12	0.16	380	0.4	50	1400	57	0.72	4.4	2.1	2.2	52
YS-632-4	0.18	0.25	380	0.6	50	1400	60	0.73	4.4	2.1	2.2	52
YS-711-4	0.25	0.33	380	0.8	50	1400	65	0.74	5.2	2.1	2.2	55
YS-712-4	0.37	0.5	380	1.1	50	1400	67	0.75	5.2	2.1	2.3	55
YS-80M1-4	0.55	0.75	380	1.6	50	1390	71	0.75	5.2	2.4	2.3	58
YS-80M2-4	0.75	1.0	380	2.0	50	1390	73	0.76	6.0	2.3	2.3	58
YX3-90S-4	1.1	1.5	380	2.8	50	1400	76.2	0.77	6.0	2.3	2.3	61
YX3-90L-4	1.5	2.0	380	3.65	50	1400	78.5	0.79	6.0	2.3	2.3	61
YX3-100L1-4	2.2	3.0	380	5.05	50	1420	81	0.81	7.0	2.3	2.3	64
YX3-100L2-4	3.0	4.0	380	6.64	50	1420	82.6	0.82	7.0	2.3	2.3	64
YX3-112M-4	4.0	5.5	380	8.62	50	1440	84.2	0.82	7.0	2.3	2.3	65
YX3-132S-4	5.5	7.5	380	11.5	50	1440	85.7	0.83	7.0	2.3	2.3	71
YX3-132M-4	7.5	10	380	15.3	50	1440	87	0.84	7.0	2.3	2.3	71
YS-711-6	0.18	0.25	380	0.8	50	900	56	0.66	4.0	1.9	2.0	52
YS-712-6	0.25	0.33	380	0.9	50	900	59	0.68	4.0	1.9	2.0	52
YS-80M1-6	0.37	0.5	380	1.3	50	900	62	0.7	4.7	1.9	2.0	54
YS-80M2-6	0.55	0.75	380	1.8	50	900	65	0.72	4.7	1.9	2.1	54
YX3-90S-6	0.75	1.0	380	2.3	50	910	69	0.72	5.5	2.0	2.1	57
YX3-90L-6	1.1	1.5	380	3.2	50	910	72	0.73	5.5	2.0	2.1	57
YX3-100L-6	1.5	2.0	380	3.9	50	940	76	0.75	5.5	2.0	2.1	61
YX3-112M-6	2.2	3.0	380	5.6	50	940	79	0.76	6.5	2.0	2.1	65
YX3-132S-6	3.0	4.0	380	7.4	50	960	81	0.76	6.5	2.1	2.1	69
YX3-132M1-6	4.0	5.5	380	9.9	50	960	82	0.76	6.5	2.1	2.1	69
YX3-132M2-6	5.5	7.5	380	12.9	50	960	84	0.77	6.5	2.1	2.1	69
YS-80M1-8	0.18	0.25	380	0.9	50	690	51	0.61	3.3	1.8	1.9	52
YS-80M2-8	0.25	0.33	380	1.2	50	690	54	0.61	3.3	1.8	1.9	52
YX3-90S-8	0.37	0.5	380	1.5	50	690	62	0.61	4.0	1.8	1.9	56
YX3-90L-8	0.55	0.75	380	2.2	50	690	63	0.61	4.0	1.8	2.0	56
YX3-100L1-8	0.75	1.0	380	2.4	50	700	71	0.67	4.0	1.8	2.0	59
YX3-100L2-8	1.1	1.5	380	3.3	50	700	73	0.69	5.0	1.8	2.0	59
YX3-112M-8	1.5	2.0	380	4.4	50	700	75	0.69	5.0	1.8	2.0	61
YX3-132S-8	2.2	3.0	380	6.0	50	710	78	0.71	6.0	1.8	2.0	64
YX3-132M-8	3.0	4.0	380	7.9	50	710	79	0.73	6.0	1.8	2.0	64

外形及安装尺寸/Dimensions Drawing

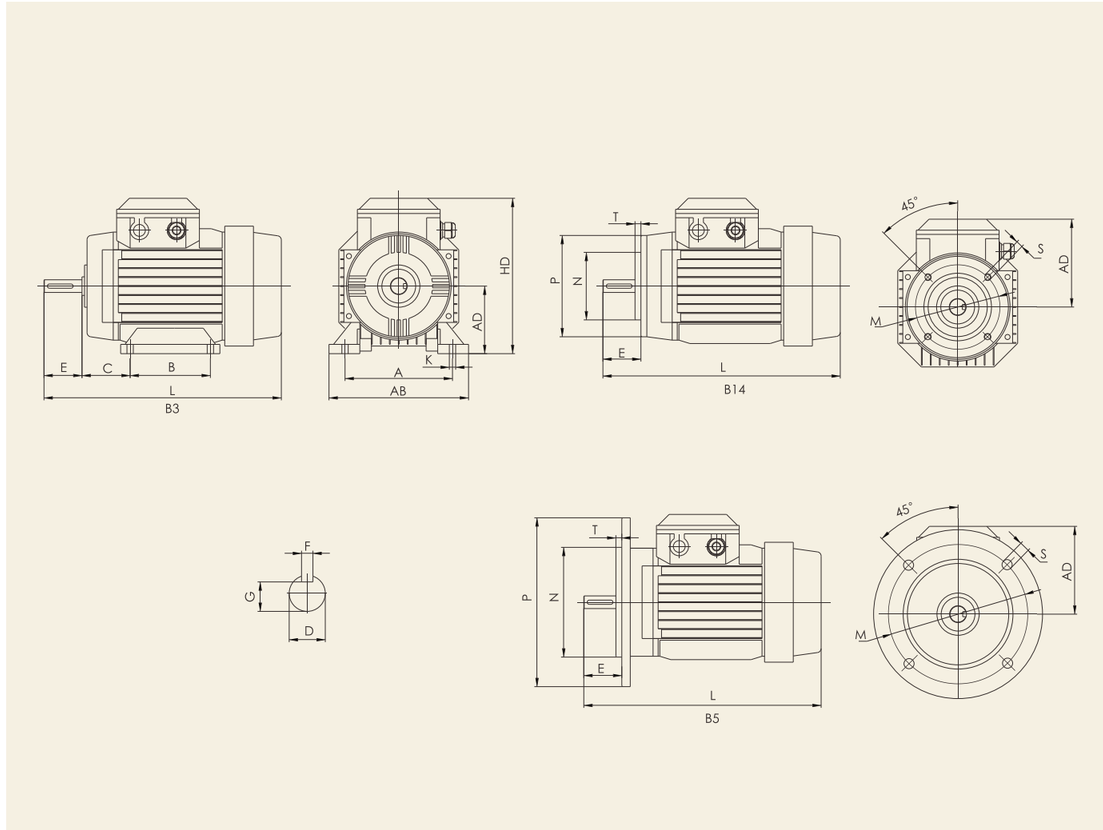

座机号 Frame No	安装尺寸 Mounting Dimensions(mm)										Type:B5				Type:B14/B34				外型尺寸 External dimensions(mm)			
	A	B	C	D	E	F	G	H	T	K	M	N	P	S	M	N	P	S	AB	AD	HD	L
YS-63	100	80	40	11	23	4	8.5	63	3	7	115	95	140	10	75	60	90	M5	130	90	155	230
YS-71	112	90	45	14	30	5	11	71	3	7	130	110	160	10	85	70	105	M6	140	100	175	260
YS-80	125	100	50	19	40	6	15.5	80	3	10	165	130	200	12	100	80	120	M6	160	110	190	285
YX3-90S	140	100	56	24	50	8	20	90	3	10	165	130	200	12	115	95	140	M8	175	115	205	320
YX3-90L	140	125	56	24	50	8	20	90	3	10	165	130	200	12	115	95	140	M8	175	115	205	340
YX3-100L	160	140	63	28	60	8	24	100	4	12	215	180	250	15	130	110	160	M8	200	140	240	390
YX3-112M	190	140	70	28	60	8	24	112	4	12	215	180	250	15	130	110	160	M8	225	155	270	410

GLF 系列高效率三相异步电动机

GLF Series High Efficiency Three-phase Induction Motor

B5

B14

B34

GLF 系列节能铝壳三相异步电动机效率高、起动力矩大、噪音低、重量轻、使用方便、冷却散热性好。广泛用于各种机械设备，如压缩机，风机，水泵，气泵，化工，医药，矿山，纺织以及其它特殊环境下使用的设备。由于公司采用了先进的生产设备，引领多方技术人才和制造经验，使公司产品在机电领域上走向了领先地位，目前已畅销全国各大市场，受到广大用户的好评。

防护等级/Protection Class:IP55. 绝缘等级/Insulation Grade:F. 冷却方式/Cooling Way：IC411，工作制/Duty Type:S1

GLF Series high Efficiency Three-phase Induction Motor in Aluminum Alloy housing with high start torque, low noise, are suitable for air compressors pump, fans, medical equipment. For it is novel appearance and advanced technology, highly praised by customers.

外形及安装尺寸/Dimension Drawing

座机号 Frame No	安装尺寸 Mounting Dimensions(mm)										Type:B5				Type:B14/B34				外型尺寸 External dimensions(mm)			
	A	B	C	D	E	F	G	H	T	K	M	N	P	S	M	N	P	S	AB	AD	HD	L
63	100	80	40	11	23	4	8.5	63	3	7	115	95	140	10	75	60	90	M5	130	105	170	230
71	112	90	45	14	30	5	11	71	3	7	130	110	160	10	85	70	105	M6	140	115	185	260
80	125	100	50	19	40	6	15.5	80	3	10	165	130	200	12	100	80	120	M6	160	125	205	285
90S	140	100	56	24	50	8	20	90	3	10	165	130	200	12	115	95	140	M8	175	135	225	320
90L	140	125	56	24	50	8	20	90	3	10	165	130	200	12	115	95	140	M8	175	135	225	340
100L	160	140	63	28	60	8	24	100	4	12	215	180	250	15	130	110	160	M8	200	160	260	390
112M	190	140	70	28	60	8	24	112	4	12	215	180	250	15	130	110	160	M8	225	175	285	410
132M	216	140	89	38	80	10	33	132	4	13	265	230	300	15	165	130	200	M10	255	195	325	465

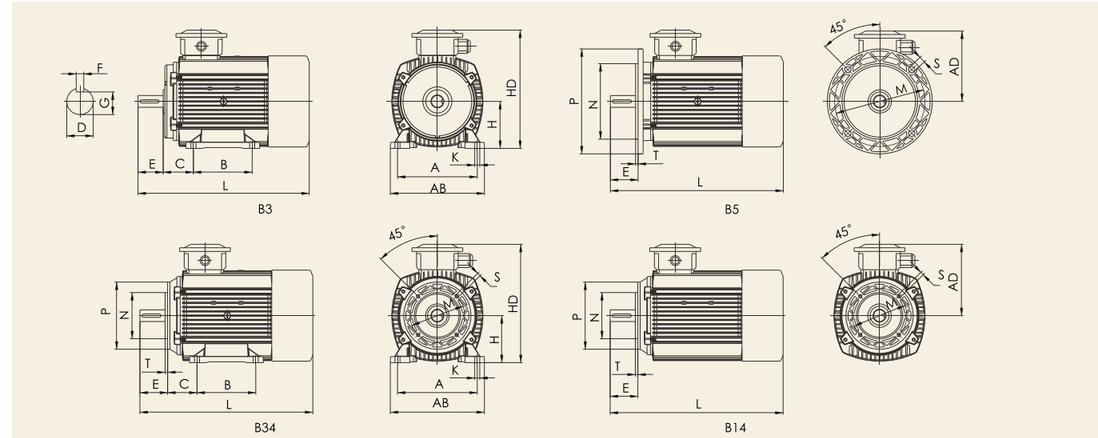

技术性能参数 Technical performance data

电机型号 Motor Type	功率 Power		电压 Voltage	电流 Current	频率 Frequency	转速 Speed	效率 Efficiency	功率因数 Power factor	堵转电流 额定电流	堵转转矩 额定转矩	最大转矩 额定转矩	噪声 Noise
	kW	Hp	V	A	Hz	r/min	%	Cos	I_{LR}/Irated	T_{LR}/Trated	Tmax/Trated	Lw dB(A)
GLF-631-2	0.18	0.25	380	0.41	50	2800	65	0.8	5.5	2.1	2.2	61
GLF-632-2	0.25	0.33	380	0.7	50	2800	68	0.81	5.5	2.2	2.2	61
GLF-711-2	0.37	0.5	380	1.0	50	2800	70	0.81	6.1	2.2	2.2	64
GLF-712-2	0.55	0.75	380	1.4	50	2800	73	0.82	6.1	2.2	2.2	64
GLF-80M1-2	0.75	1.0	380	1.8	50	2800	75	0.83	6.1	2.2	2.3	67
GLF-80M2-2	1.1	1.5	380	2.6	50	2820	76.2	0.84	7.0	2.2	2.3	67
GLF-90S-2	1.5	2.0	380	2.3	50	2820	78.5	0.84	7.0	2.2	2.3	72
GLF-90L-2	2.2	3.0	380	4.6	50	2840	81	0.85	7.0	2.2	2.3	72
GLF-100L-2	3.0	4.0	380	6.1	50	2840	82.6	0.87	7.5	2.2	2.3	67
GLF-112M-2	4.0	5.5	380	7.8	50	2840	84.2	0.88	7.5	2.2	2.3	77
GLF-132S1-2	5.5	7.5	380	10.7	50	2900	85.7	0.88	7.5	2.2	2.3	80
GLF-132S2-2	7.5	10	380	14.2	50	2900	87	0.88	7.5	2.2	2.3	80
GLF-160M1-2	11	15	380	20.9	50	2930	88.4	0.89	7.5	2.2	2.3	86
GLF-160M2-2	15	20	380	27.9	50	2930	89.4	0.89	7.5	2.2	2.3	86
GLF-160L-2	18.5	25	380	33.9	50	2930	90	0.9	7.5	2.2	2.3	86
GLF-631-4	0.12	0.16	380	0.43	50	1400	50	0.72	6.1	2.1	2.2	55
GLF-632-4	0.18	0.25	380	0.61	50	1400	60	0.73	6.1	2.1	2.2	56
GLF-711-4	0.25	0.33	380	0.8	50	1390	65	0.74	5.2	2.1	2.2	55
GLF-712-4	0.37	0.5	380	1.1	50	1390	67	0.75	5.2	2.1	2.2	55
GLF-80M1-4	0.55	0.75	380	1.6	50	1400	71	0.75	5.2	2.4	2.3	58
GLF-80M2-4	0.75	1.0	380	2.0	50	1400	73	0.76	6.0	2.3	2.3	58
GLF-90S-4	1.1	1.5	380	2.8	50	1400	76.2	0.77	6.0	2.3	2.3	61
GLF-90L-4	1.5	2.0	380	3.6	50	1420	78.5	0.79	6.0	2.3	2.3	61
GLF-100L1-4	2.2	3.0	380	5.0	50	1420	81	0.81	7.0	2.3	2.3	64
GLF-100L2-4	3.0	4.0	380	6.6	50	1420	82.6	0.82	7.0	2.3	2.3	64
GLF-112M-4	4.0	5.5	380	8.6	50	1440	84.2	0.82	7.0	2.3	2.3	65
GLF-132S-4	5.5	7.5	380	11.5	50	1440	85.7	0.83	7.0	2.3	2.3	71
GLF-132M-4	7.5	10	380	15.3	50	1440	87	0.84	7.0	2.3	2.3	71
GLF-160M-4	11	15	380	22.2	50	1460	88.4	0.84	7.0	2.2	2.3	75
GLF-160L-4	15	20	380	29.6	50	1460	89.4	0.85	7.5	2.2	2.3	75

技术性能参数 Technical performance data

电机型号 Motor Type	功率 Power		电压 Voltage	电流 Current	频率 Frequency	转速 Speed	效率 Efficiency	功率因数 Power factor	堵转电流 额定电流	堵转转矩 额定转矩	最大转矩 额定转矩	噪声 Noise
	kW	Hp	V	A	Hz	r/min	%	Cos	ILR/Irated	TLR/Trated	Tmax/Trated	Lw dB(A)
GLF-711-6	0.18	0.25	380	0.8	50	900	56	0.66	4.0	1.9	2.0	52
GLF-712-6	0.25	0.33	380	0.9	50	900	59	0.68	4.0	1.9	2.0	52
GLF-80M1-6	0.37	0.5	380	1.3	50	900	62	0.7	4.7	1.9	2.0	54
GLF-80M2-6	0.55	0.75	380	1.8	50	900	65	0.72	4.7	1.9	2.1	54
GLF-90S-6	0.75	1.0	380	2.3	50	910	69	0.72	5.5	2.0	2.1	57
GLF-90L-6	1.1	1.5	380	3.2	50	910	72	0.73	5.5	2.0	2.1	57
GLF-100L-6	1.5	2.0	380	3.9	50	940	76	0.75	5.5	2.0	2.1	61
GLF-112M-6	2.2	3.0	380	5.6	50	940	79	0.76	6.5	2.0	2.1	65
GLF-132S-6	3.0	4.0	380	7.4	50	960	81	0.76	6.5	2.1	2.1	69
GLF-132M1-6	4.0	5.5	380	9.9	50	960	82	0.76	6.5	2.1	2.1	69
GLF-132M2-6	5.5	7.5	380	12.9	50	960	84	0.77	6.5	21	2.1	69
GLF-160M-6	7.5	10	380	16.9	50	970	86	0.77	6.5	2.0	2.1	73
GLF-160L-6	11	15	380	32	50	970	89	0.81	7.0	2.0	2.1	73
GLF-80M1-8	0.18	0.25	380	0.9	50	690	51	0.61	3.3	1.8	1.9	52
GLF-80M2-8	0.25	0.33	380	1.2	50	690	54	0.61	3.3	1.8	1.9	56
GLF-90S-8	0.37	0.5	380	1.5	50	690	62	0.61	4.0	1.8	1.9	56
GLF-90L-8	0.55	0.75	380	2.2	50	690	63	0.61	4.0	1.8	2.0	56
GLF-100L1-8	0.75	1.0	380	2.4	50	700	71	0.67	4.0	1.8	2.0	59
GLF-100L2-8	1.1	1.5	380	3.3	50	700	73	0.69	5.0	1.8	2.0	59
GLF-112M-8	1.5	2.0	380	4.4	50	700	75	0.69	5.0	1.8	2.0	61
GLF-132S-8	2.2	3.0	380	6.0	50	710	78	0.71	6.0	1.8	2.0	64
GLF-132M-8	3.0	4.0	380	7.9	50	710	79	0.73	6.0	1.8	2.0	64
GLF-160M1-8	4.0	5.5	380	10.3	50	720	81	0.73	6.0	2.0	2.0	68
GLF-160M2-8	5.5	7.5	380	13.6	50	720	83	0.74	6.0	2.0	2.0	68
GLF-160L-8	7.5	10	380	17.8	50	720	85.5	0.75	6.0	2.0	2.0	68

YS(JW)系列三相感应异步电动机

YS(JW) Series Three-phase Induction Motor

B3

B14

YS(JW) 系列全封闭自扇冷式鼠笼型三相小功率异步电动机广泛用于不含易燃易爆或腐蚀性气体的一般场合和无特殊要求的机械设备上，如：小型机床、泵、风机、食品机械减速机等。

防护等级/Protection Class: IP44/54 绝缘等级/Insulation Grade: B级, 冷却方式/Cooling Way：IC411,工作制/Duty Type:S1

YS(JW) Three-phase ac motors are used with small machinery such as fans, pumps and agricultural machinery etc.

技术性能参数 Technical performance data

电机型号 Motor Type	功率 Power	电流 Current	电压 Voltage	频率 Frequency	转速 Speed	效率 Efficiency	堵转电流 额定电流	功率因数 Power factor	堵转转矩 额定转矩	最大转矩 额定转矩	噪声 Noise
	W	A	V	Hz	r/min	%	ILR/Irated	Cos	TLR/Trated	Tmax/Trated	Lw dB(A)
YS(JW)-5012	60	0.17	380	50	2800	55	2.2	0.65	6	2.3	65
YS(JW)-5022	90	0.23	380	50	2800	60	2.2	0.66	6	2.3	70
YS(JW)-5612	120	0.32	380	50	2800	62	2.2	0.68	6	2.3	70
YS(JW)-5622	180	0.38	380	50	2800	67	2.2	0.71	6	2.3	70
YS(JW)-6312	250	0.53	380	50	2800	69	2.2	0.75	6	2.3	70
YS(JW)-6322	370	0.68	380	50	2800	72	2.2	0.78	6	2.3	70
YS(JW)-7112	550	0.95	380	50	2800	73.5	2.2	0.8	6	2.3	75
YS(JW)-7122	750	1.3	380	50	2800	75.5	2.2	0.82	6	2.3	75
YS(JW)-5014	40	0.19	380	50	1400	42	2.2	0.53	6	2.4	60
YS(JW)-5024	60	0.23	380	50	1400	50	2.2	0.54	6	2.4	60
YS(JW)-5614	90	0.28	380	50	1400	56	2.2	0.58	6	2.4	65
YS(JW)-5624	120	0.39	380	50	1400	58	2.2	0.61	6	2.4	65
YS(JW)-6314	180	0.48	380	50	1400	60	2.2	0.63	6	2.4	65
YS(JW)-6324	250	0.65	380	50	1400	64	2.2	0.66	6	2.4	65
YS(JW)-7114	370	0.83	380	50	1400	67	2.2	0.68	6	2.4	65
YS(JW)-7124	750	0.94	380	50	1400	63	2.2	0.64	5.5	2.0	60
YS(JW)-7134	550	1.1	380	50	1400	69.5	2.2	0.72	6	2.4	70
YS(JW)-7116	250	0.5	380	50	710	58	2.2	1.8	4.5	1.9	55
YS(JW)-7126	370	0.63	380	50	710	63	2.2	1.8	4.5	1.9	55

YS(JW)系列外形及安装尺寸/Dimension Drawing

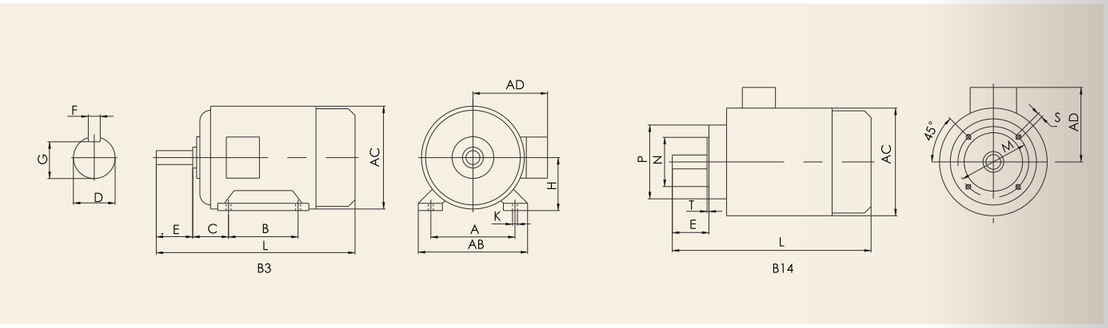

座机号 Frame No	安装尺寸Mounting Dimensions(mm)																					外形尺寸Overall Dimension(mm)									
	IMB3/B34/B5/B14									Type: B34 B14						Type: B5						Type: B3 B34 B14						Type: B5			
	A	B	C	D	E	F	G	H	K	M	N	P	R	S	T	M	N	P	R	S	T	AB	AC	AD	AF	HD	L	AC	AD	L	AE
50	80	63	32	9	20	3	7.2	50	5.8	55	40	70	0	M5	2.5	-	-	-	-	-	-	100	110	75	-	125	155	-	-	-	-
56	90	71	36	9	20	3	7.2	56	5.8	65	50	80	0	M5	2.5	-	-	-	-	-	-	115	120	80	-	135	170	-	-	-	-
63	100	80	40	11	23	4	8.5	63	7	75	60	90	0	M5	2.5	115	95	140	0	10	3	130	130	100	-	165	230	130	125	250	-
71	112	90	45	14	30	5	11	71	7	85	70	105	0	M6	2.5	130	110	160	0	10	3.5	145	145	110	95	180	255	145	140	275	95
80	125	100	50	19	40	6	15.5	80	10	100	80	120	0	M6	3	165	130	200	0	12	3.5	160	165	120	110	200	295	175	150	300	110
90S	140	100	56	24	50	8	20	90	10	115	95	140	0	M8	3	165	130	200	0	12	3.5	180	185	120	130	220	310	185	160	335	120
90L	140	125	56	24	50	8	20	90	10	115	95	140	0	M8	3	165	130	200	0	12	3.5	180	185	120	130	220	335	185	160	360	120

YS(AO2)系列外形及安装尺寸/Dimension Drawing

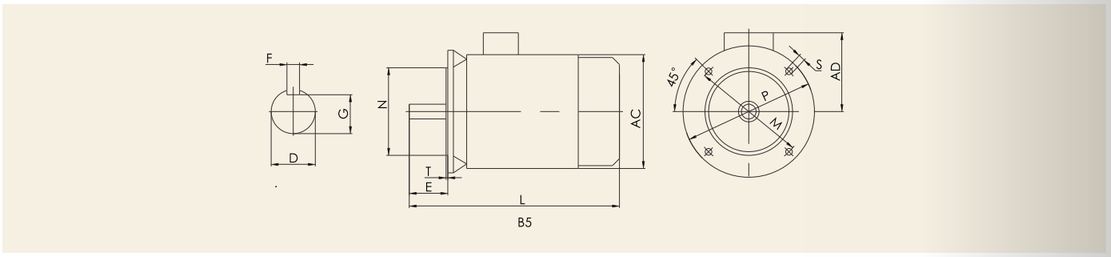

座机号 Frame No	安装尺寸Mounting Dimensions(mm)																					外形尺寸Overall Dimension(mm)									
	IMB3/B34/B5/B14									Type: B34 B14						Type: B5						Type: B3 B34 B14						Type: B5			
	A	B	C	D	E	F	G	H	K	M	N	P	R	S	T	M	N	P	R	S	T	AB	AC	AD	AF	HD	L	AC	AD	L	AE
50	80	63	32	9	20	3	7.2	50	5.8	55	40	70	0	M5	2.5	-	-	-	-	-	-	100	110	75	-	125	155	-	-	-	-
56	90	71	36	9	20	3	7.2	56	5.8	65	50	80	0	M5	2.5	-	-	-	-	-	-	115	120	80	-	135	170	-	-	-	-
63	100	80	40	11	23	4	8.5	63	7	75	60	90	0	M5	2.5	115	95	140	0	10	3	130	130	100	-	165	230	130	125	250	-
71	112	90	45	14	30	5	11	71	7	85	70	105	0	M6	2.5	130	110	160	0	10	3.5	145	145	110	95	180	255	145	140	275	95
80	125	100	50	19	40	6	15.5	80	10	100	80	120	0	M6	3	165	130	200	0	12	3.5	160	165	120	110	200	295	175	150	300	110
90S	140	100	56	24	50	8	20	90	10	115	95	140	0	M8	3	165	130	200	0	12	3.5	180	185	120	130	220	310	185	160	335	120
90L	140	125	56	24	50	8	20	90	10	115	95	140	0	M8	3	165	130	200	0	12	3.5	180	185	120	130	220	335	185	160	360	120

YS(AO2)系列三相感应异步电动机

YS(AO2) Series Three-phase Induction Motor

B5

B34

B3

YS(AO2) 系列全封闭自扇冷式鼠笼型三相小功率异步电动机广泛用于不含易燃易爆或腐蚀性气体的一般场合和无特殊要求的机械设备上，如：小型机床、泵、风机、食品机械减速机等。

防护等级/Protection Class: IP44/54 绝缘等级/Insulation Grade: B级, 冷却方式/Cooling Way：IC411,工作制/Duty Type:S1

YS(A02) Three-phase ac motors are used with small machinery such as fans,pumps and agricultural machinery etc.

技术性能参数 Technical performance data

电机型号 Motor Type	功率 Power	电流 Current	电压 Voltage	频率 Frequency	转速 Speed	效率 Efficiency	堵转电流 额定电流	功率因数 Power factor	堵转转矩 额定转矩	最大转矩 额定转矩	噪声 Noise
	W	A	V	Hz	r/min	%	ILR/Irated	Cos	TLR/Trated	Tmax/Trated	Lw dB(A)
YS(AO2)-6312	180	0.53	380	50	2800	69	2.3	0.75	6	2.3	70
YS(AO2)-6322	250	0.68	380	50	2800	72	2.3	0.78	6	2.3	70
YS(AO2)-7112	370	0.95	380	50	2800	73.5	2.3	0.8	6	2.3	75
YS(AO2)-7122	550	1.3	380	50	2800	75.5	2.3	0.82	6	2.3	75
YS(AO2)-8012	750	1.8	380	50	2800	76.5	2.2	0.85	6	2.3	75
YS(AO2)-8022	1100	2.5	380	50	2800	77	2.2	0.85	7	2.3	78
YS(AO2)-90S2	1500	3.4	380	50	2800	78.5	2.2	0.85	7	2.3	83
YS(AO2)-90L2	2200	4.8	380	50	2800	81	2.0	0.86	7	2.3	83
YS(AO2)-6314	120	0.48	380	50	1400	60	2.4	0.63	6	2.4	65
YS(AO2)-6324	180	0.65	380	50	1400	64	2.4	0.66	6	2.4	65
YS(AO2)-7114	250	0.83	380	50	1400	67	2.4	0.68	6	2.4	65
YS(AO2)-7124	370	1.1	380	50	1400	69.5	2.4	0.72	6	2.4	70
YS(AO2)-8014	550	1.6	380	50	1400	73.5	2.4	0.73	6	2.4	70
YS(AO2)-8024	750	2.0	380	50	1400	75.5	2.3	0.75	6	2.4	70
YS(AO2)-90S4	1100	2.8	380	50	1400	78	2.3	0.78	6.5	2.4	73
YS(AO2)-90L4	1500	3.7	380	50	1400	79	2.3	0.79	6.5	2.4	78

YD 系列变极多速三相异步电动机

YD Series Change-Pole Multi-Speed Three-Phase Induction Motor

B5

B3

B35

YD系列三相变极多速异步电动机是Y系列三相异步电动机的派生产品，安装尺寸、绝缘等级、防护等级、冷却方式和使用条件与Y系列电动机相同。

YD series three-phase varaiable-pole,multi-speed asynchronous motor is developed from Y series three-phase ac motor,the mounting size,insultion grade,protection class,colling way and working condition are same as Y series motors.

技术性能参数 Technical performance data

电机型号 Motor Type	功率 Power	电压 Voltage	电流 Current	转速 Speed	效率 Efficiency	功率因数 Power factor	堵转电流 额定电流	堵转转矩 额定转矩	噪声 Noise
	kW	V	A	r/min	%	Cos	ILR/Irated	TLR/Trated	Lw dB(A)
YD80M1--4/2	0.45/0.55	380	1.4/1.5	1400/2750	66/65	0. 74/0. 85	6.5/7	1.5/1.7	79
YD80M2--4/2	0.55/0.75	380	1.7/2.0	1400/2750	68/66	0. 74/0. 85	6.5/7	1.6/1.8	79
YD90S--4/2	0.85/1.1	380	2.3/2.8	1410/2830	74/71	0. 77/0. 85	6.5/7	1.8/1.9	79
YD90L--4/2	1.3/1.8	380	3.3/4.4	1410/2830	76/73	0. 78/0. 85	6.5/7	1.8/2.0	83
YD100L1--4/2	2/2.4	380	4.8/5.6	1430/2850	78/76	0. 81/0. 86	6.5/7	1.7/1.9	87
YD100L2--4/2	2.4/3	380	5.6/6.7	1430/2850	79/77	0. 83/0. 89	6.5/7	1.6/1.7	87
YD112M--4/2	3.3/4	380	7.4/8.6	1445/2890	82/89	0. 83/0. 89	6.5/7	1.9/2.0	87
YD132S--4/2	4.5/5.5	380	9.8/11.9	1450/2855	83/79	0. 84/0. 89	6.5/7	1.7/1.8	91
YD132M--4/2	6.5/8	380	13.8/17.1	1450/2880	84/80	0.85/0.89	6.5/7	1.7/1.8	91
YD160M--4/2	9/11	380	18.5/22.9	1460/2920	87/82	0.85/0.89	6.5/7	1.6/1.8	95
YD160L--4/2	11/14	380	22.3/28.8	1455/2920	87/82	0.86/0.90	6.5/7	1.7/1.9	95
YD180M--4/2	15/18.5	380	29.4/36.7	1470/2945	89/85	0.87/0.90	6.5/7	1.8/1.9	95
YD180L--4/2	18.5/22	380	35.9/42.7	1465/2945	89/86	0.88/0.91	6.5/7	1.6/1.8	95
YD200L--4/2	26/30	380	49.9/58.3	1470/2945	89/85	0.89/0.92	6.5/7	1.4/1.6	98
YD225S--4/2	32/37	380	60.7/71.1	1480/2960	90/86	0.89/0.92	6.5/7	1.4/1.6	98

电机型号 Motor Type	功率 Power	电压 Voltage	电流 Current	转速 Speed	效率 Efficiency	功率因数 Power factor	堵转电流 额定电流	堵转转矩 额定转矩	噪声 Noise
	kW	V	A	r/min	%	Cos	ILR/Irated	TLR/Trated	Lw dB(A)
YD225M--4/2	37/45	380	69.4/86.4	1480/2960	91/86	0.89/0.92	6.5/7	1.6/1.6	100
YD250M--4/2	45/52	380	84.4/98.7	1480/2960	91/87	0.89/0.92	6.5/7	1.6/1.6	100
YD280S--4/2	60/72	380	111.3/135.1	1485/2970	91/88	0.90/0.92	6.5/7	1.4/1.5	102
YD280M--4/2	72/82	380	133.6/152.2	1485/2970	91/88	0.90/0.93	6.5/7	1.4/1.5	102
YD90S--6/4	0.65/0.85	380	2.3/2.3	920/1410	64/70	0.68/0.79	6/6.5	1.6/1.4	75
YD90L--6/4	0.85/1.1	380	2.8/3.0	930/1410	66/71	0.7/0.79	6/6.5	1.6/1.5	75
YD100L1--6/4	1.3/1.8	380	3.8/4.4	940/1440	74/77	0.70/0.80	6/6.5	1.7/1.4	78
YD100L2--6/4	1.5/2.2	380	4.3/5.4	940/1440	75/77	0.70/0.80	6/6.5	1.6/1.4	78
YD112M--6/4	2.2/2.8	380	5.7/6.7	950/1430	78/77	0.75/0.82	6/6.5	1.8/1.5	82
YD132S--6/4	3/4	380	7.7/9.5	970/1440	79/78	0.75/0.82	6/6.5	1.8/1.7	82
YD132M--6/4	4/4.5	380	9.8/12.3	970/1450	82/80	0.76/0.85	6/6.5	1.6/1.4	82
YD160M--6/4	6.5/8	380	15.1/17.6	970/1455	84/82	0.78/0.84	6/6.5	1.5/1.5	86
YD160L--6/4	9/11	380	20.6/23.7	970/1460	85/83	0.78/0.85	6/6.5	1.6/1.7	86
YD180M--6/4	11/14	380	25.9/29.8	970/1465	85/84	0.76/0.85	6/6.5	1.6/1.7	90
YD180L--6/4	13/16	380	29.4/33.6	970/1465	86/85	0.78/0.85	6/6.5	1.7/1.7	90
YD200L--6/4	18.5/22	380	41.4/44.9	975/1460	87/86. 5	0.78/0.86	6.5/7	1.6/1.5	90
YD225S--6/4	22/28	380	44.2/57.2	980/1470	88/86. 5	0.86/0.87	6.5/7	1.8/1.8	92
YD225M--6/4	26/32	380	53.4/65.4	980/1470	88/85. 5	0.86/0.9	6.5/7	1.5/1.3	92
YD250M--6/4	32/42	380	62.1/81.1	980/1470	90/86. 5	0.87/0.91	6.5/7	1.5/1.3	98
YD280S--6/4	42/55	380	81.5/106.7	985/1480	90/87	0.87/0.9	6.5/7	1.5/1.3	98
YD280M--6/4	55/67	380	106.7/131.5	985/1480	90/87	0.87/0.89	6.5/7	1.6/1.3	98
YD90L--8/4	0.45/0.75	380	1.9/1.8	670/1400	58/72	0.63/0.87	5.5/6.5	1.6/1.4	75
YD100L--8/4	0.85/1.5	380	3.1/3.5	750/1514	67/74	0.63/0.88	5.5/6.5	1.6/1.4	78
YD112M--8/4	1.5/2.4	380	5.0/5.3	710/1430	72/78	0.63/0.88	5.5/6.5	1.7/1.7	82
YD132S--8/4	2.2/3.3	380	7.0/7.1	720/1445	75/80	0.64/0.88	5.5/6.5	1.5/1.7	82
YD132M--8/4	3/4.5	380	9.0/9.4	720/1450	78/82	0.65/0.89	5.5/6.5	1.5/1.6	82
YD160M--8/4	5/7.5	380	13.9/15.2	730/1450	83/84	0.66/0.89	5.5/6.5	1.5/1.6	86
YD160L--8/4	7/11	380	19.0/21.8	730/1450	85/86	0.66/0.89	5.5/6.5	1.5/1.6	86
YD180L--8/4	11/17	380	26.7/32.3	730/1470	87/88	0.72/0.91	6/7	1.5/1.6	90
YD200L1--8/4	14/22	380	33/41.3	735/1470	87/88	0.74/0.92	6/7	1.8/1.7	90
YD200L2--8/4	17/26	380	40.1/48.8	735/1470	87/88	0.74/0.92	6/7	1.5/1.7	92
YD225M--8/4	23/34	380	53.2/66.7	735/1470	89/88	0.77/0.88	6/7	1.5/1.5	92
YD250M--8/4	30/42	380	64.9/78.8	740/1480	90/89	0.78/0.91	6/7	1.6/1.7	94
YD280S8/4	40/55	380	83.5/102	740/1485	91/90	0.80/0.91	6/7	1.6/1.7	98
YD280M--8/4	47/67	380	96.9/122.9	740/1485	91/90	0.81/0.92	6/7	1.6/1.7	98
YD90S--8/6	0.35/0.45	380	1.6/1.4	675/930	56/70	0.60/0.72	5/6	1.8/2	73
YD90L--8/6	0.45/0.65	380	1.9/1.9	680/920	59/71	0.60/0.73	5/6	1.7/1.8	73
YD100L--8/6	0.75/1.1	380	2.9/3.1	710/945	65/75	0.60/0.73	5/6	1.8/1.9	73
YD112M--8/6	1.3/1.8	380	4.5/4.8	710/945	72/78	0.61/0.73	5/6	1.7/1.9	75
YD132S--8/6	1.8/2.4	380	5.8/6.2	725/970	76/80	0.62/0.73	5/6	1.6/1.9	79
YD132M--8/6	2.6/3.7	380	8.2/9.4	725/970	78/82	0.62/0.73	5/6	1.9/1.9	79
YD160M--8/6	4.5/6	380	13.3/14.7	730/975	83/85	0.62/0.73	5/6	1.6/1.9	83
YD160L--8/6	40702	380	17.5/19.4	730/980	84/86	0.62/0.73	5/6	1.6/1.9	83
YD180M--8/6	7.5/10	380	21.9/24.2	730/980	84/86	0.62/0.73	5/6	1.9/1.9	83
YD180L--8/6	9/12	380	24.7/28.3	730/980	85/86	0.65/0.75	5/6	1.8/1.8	86
YD200L1--8/6	12/17	380	32.6/39.1	735/980	86/87	0.65/0.76	5/6	1.8/2	88
YD200L2--8/6	15/20	380	40.3/45.4	735/980	87/88	0.65/0.76	5/6	1.8/2	88
YD160M--12/6	2.6/5	380	11.6/11.9	480/975	74/84	0.46/0.76	4/6	1.2/1.4	79
YD160L--12/6	3.7/7	380	16.1/15.8	480/975	76/85	0.46/0.79	4/6	1.2/1.4	83
YD180L--12/6	5.5/10	380	19.6/20.5	485/975	79/86	0.54/0.86	4/6	1.3/1.3	83
YD200L1--12/6	7.5/13	380	24.5/26.4	485/975	83/87	0.56/0.86	4/6	1.5/1.5	86
YD200L2--12/6	40801	380	28.9/30.1	485/975	83/87	0.57/0.87	4/6	1.5/1.5	86
YD225M--12/6	40897	380	35.2/39.7	490/980	85/88	0.61/0.87	4/6	1.5/1.5	86
YD250M--12/6	15/24	380	42.1/47.1	490/985	86/89	0.63/0.87	4/6	1.5/1.5	89
YD280S--12/6	20/30	380	54.8/58.9	490/990	88/89	0.63/0.87	4/6	1.5/1.5	89
YD280M--12/6	24/37	380	63.7/72.6	490/990	88/89	0.65/0.87	4/6	1.5/1.5	89

外形及安装尺寸/Dimension Drawing

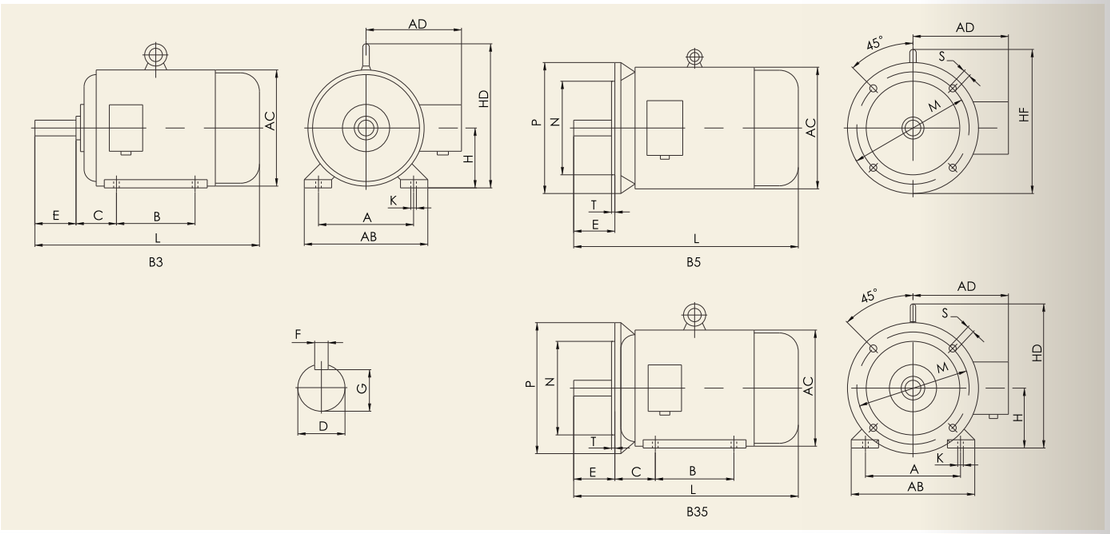

座机号 Frame No	安装尺寸 Mounting Dimensions(mm)															外型尺寸 External dimensions(mm)					
	A	B	C	D	E	F	G	H	K	M	N	P	R	S	T	AB	AC	AD	HD	HF	L
80	125	100	50	19	40	6	15.5	80	10	165	130	200	0	4-12	3.5	165	160	150	170	200	285
90S	140	100	56	24	50	8	20	90	10	165	130	200	0	4-12	3.5	180	175	155	190	200	310
90L	140	125	56	24	50	8	20	90	10	165	130	200	0	4-12	3.5	180	175	155	190	200	335
100L	160	140	63	28	60	8	24	100	12	215	180	250	0	4-15	4	205	215	180	245	245	380
112M	190	140	70	28	60	8	24	112	12	215	80	250	0	4-15	4	245	240	190	265	265	400
132S	216	140	89	38	80	10	33	132	12	265	230	300	0	4-15	4	280	275	210	315	315	475
132M	216	178	89	38	80	10	33	132	12	265	230	300	0	4-15	4	280	275	210	315	315	515
160M	254	210	108	42	110	12	37	160	15	300	250	350	0	4-19	5	330	325	255	385	385	
160L	254	254	108	42	110	12	37	160	15	300	250	350	0	4-19	5	330	325	255	385	385	645
180M	279	241	121	48	110	14	42.5	180	15	300	250	350	0	4-19	5	355	360	285	430	430	670
180L	279	279	121	48	110	14	42.5	180	15	300	250	350	0	4-19	5	355	360	285	430	430	710
200L	318	305	133	55	110	16	49	200	19	350	300	400	0	4-19	5	395	400	310	475	480	775
225S	356	286	149	60	140	18	53	225	19	400	350	450	0	8-19	5	435	450	345	530	535	
225M	356	311	149	2p:55/60	2p:110/140	2p:16/18	2p:49/53	225	19	400	350	450	0	8-19	5	435	450	345	530	535	820/845
250M	406	368	190	2p:65/65	140	18	2p:53/58	250	24	500	450	550	0	8-19	5	490	495	385	575	—	930
280S	457	349	168	2p:60/65	140	18	2p:58/67.5	280	24	500	450	550	0	8-19	5	550	555	410	640	—	1000
280M	457	419	190	2p:65/75	140	2p:18/20	2p:58/67.5	280	24	500	450	550	0	8-19	5	550	555	410	640	—	1050
315S	508	406	216	2p:65/80	2p:140/170	2p:18/20	2p:58/71	315	28	600	550	660	0	8-24	6	640	645	576	865	—	2P:1160/1190
315M	508	457	216	2p:65/80	2p:140/170	2p:18/22	2p:58/71	315	28	600	550	660	0	8-24	6	640	645	576	865	—	2P:1210/1240
315L	508	508	216	2p:65/80	2p:140/170	2p:18/22	2p:58/71	315	28	600	550	660	0	8-24	6	640	645	576	865	—	2P:1310/1340

YEJ 系列电磁制动高效率三相异步电动机

YEJ Series Electromagnetic Brake Three-phase Asynchronous Motor

B5铝筒

B3

YEJ外型及安装尺寸、绝缘等级、防护等级、冷却方法、结构与安装形式、使用条件、额定电压、额定频率等与Y系列（IP54）电动机相同，Y2EJ外型及安装尺寸与Y2系列相同。具有附加圆盘型直流电磁制动器,适用于一切要求快速停止、定位准确、运转往复的各种机械。制动方式:无励磁制动;电磁制动器额定电压:≤3kw,DC99V,≥4kw,DC170V.

YEJ series electromagnetic-brake motors have the same appearance,mounting dimension,insulation grade,protection class,way of cooling,structure and installation type,work condition,rated voltage and rated frequency as Y series(IP54)motor,This product is used in various of machines which require fast stop,accurate orientation,to-and-re-operation.
Way of braking: non excitation brake.The rated voltage of electromagnetic-break is power≤3kw,DC99V;power≥4kw,DC170V.

电机型号 Motor Type	功率 Power(kW)	电机型号 Motor Type	功率 Power(kW)	电机型号 Motor Type	功率 Power(kW)	电机型号 Motor Type	功率 Power(kW)
YEJ-80M1-2	0. 75	YEJ-7114	0.25	YEJ-80M1-6	0.37	YEJ-80M1-8	0.18
YEJ-80M2-2	1.1	YEJ-7124	0.37	YEJ-80M2-6	0.5	YEJ-80M2-8	0.25
YEJ-90S-2	1.5	YEJ-80M1-4	0.55	YEJ-90S-6	0.75	YEJ-90S-8	0.37
YEJ-90L-2	2.2	YEJ-80M2-4	0.75	YEJ-90L-6	1.1	YEJ-90L-8	0.55
YEJ-100L-2	3.0	YEJ-90S-4	1.1	YEJ-100L-6	1.5	YEJ-100L1-8	0.75
YEJ-112M-2	4.0	YEJ-90L-4	1.5	YEJ-112M-6	2.2	YEJ-100L2-8	1.14
YEJ-132S1-2	5.5	YEJ-100L1-4	2.2	YEJ-132S-6	3.0	YEJ-112M-8	1.5
YEJ-132S2-2	7.5	YEJ-100L2-4	3.0	YEJ-132M1-6	4.0	YEJ-132S-8	2.2
YEJ-160M1-2	11	YEJ-112M-4	4.0	YEJ-132M2-6	5.5	YEJ-132M-8	3.0
YEJ-160M-2	15	YEJ-132S-4	5.5	YEJ-160M-6	7.5	YEJ-160M1-8	4.0
YEJ-160L-2	18.5	YEJ-132M-4	7.5	YEJ-160L-6	11	YEJ-160M2-8	5.5
YEJ-180M-2	22	YEJ-160M-4	11	YEJ-180L-6	15	YEJ-160L-8	7.5
YEJ-200L1-2	30	YEJ-160L-4	15	YEJ-200L1-6	15	YEJ-200L-8	15
YEJ-200L2-2	37	YEJ-180M-4	18.5	YEJ-200L2-6	22	YEJ-225S-8	18.5
YEJ-225M-2	45	YEJ-180L-4	22	YEJ-225M-6	30	YEJ-225M-8	22
YEJ-6314	0.12	YEJ-200L-4	30				
YEJ-6324	0.18	YEJ-225S-4	37				
		YEJ-225M-4	45				

外形及安装尺寸/Dimension Drawing

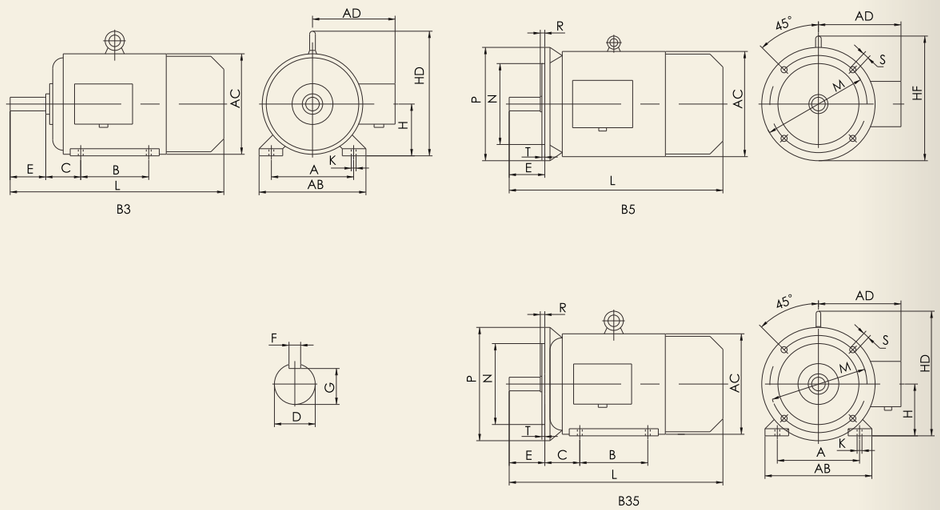

座机号 Frame No	极数 Poles	安装尺寸 Mounting Dimensions(mm)															外型尺寸 External dimensions(mm)					
		A	B	C	D	E	F	G	H	M	N	P	R	S	T	K	AB	AC	AD	HD	HF	L
80	2,4	125	100	50	19	40	6	15.5	80	165	130	200		12	3.5	10	165	175	150	175	185	355
90S	2,4,6	140	100	56	24	50	8	20	90	165	130	200		12	3.5	10	180	195	160	195	195	390
90L	2,4,6	140	125	56	24	50	8	20	90	165	130	200		12	3.5	10	180	195	160	195	195	415
100L	2,4,6	160	140	63	28	60	8	24	100	215	180	250		15	4	12	205	215	180	245	245	470
112M	2,4,6	190	140	70	28	60	8	24	112	215	180	250		15	4	12	230	240	190	265	265	490
132S	2,4,6,8	216	140	89	38	80	10	33	132	265	230	300	0	15	4	12	270	275	210	315	315	545
132M	4,6,8	216	178	89	38	80	10	33	132	265	230	300		15	4	12	270	275	210	315	315	585
160M	2,4,6,8	254	210	108	42	110	12	37	160	300	250	350		19	5	15	320	330	255	385	385	715
160L	2,4,6,8	254	254	108	42	110	12	37	160	300	250	350		19	5	15	320	330	255	385	385	760
180M	2,4	279	241	121	48	110	14	42.5	180	300	250	350		19	5	15	355	380	280	435	430	800
180L	4,6	279	279	121	48	110	14	42.5	180	300	250	350		19	5	15	355	380	280	435	430	840
200L	2,4,6,8	318	305	133	55	110	16	49	200	350	300	400		19	5	15	395	420	305	475	480	900
225S	4,8	356	286	149	60	140	18	53	225	400	350	450		19	5	19	435	470	335	530	535	1000
225M	2	356	311	149	55	110	16	49	225	400	350	450		19	5	19	435	470	335	530	535	1030
	4,6,8	356	311	149	60	140	18	53	225	400	350	450		19	5	19	435	470	335	530	535	1030

YVF2 系列变频调速高效率专用三相异步电动机

YVF2 Series Frequecy Conversion Adjustable Speed Ac Motor

B5

B34

B14

适用于冶金、化工、纺织、印刷、包装、食品等行业的机械,风机、泵类、输送线自动化设备及机床(如数控机床、加工中心)等领域。

防护等级/Protection Class:IP54, 绝缘等级/Insulation Grade:F,冷却方式/Cooling Way：B，工作制/Duty Type:S1

Applications:various operation systems by which speed-regulation is needed,such as metallurgy, chemistry, textile, pumps, machine tool,etc.

特点：

无级调速、调速范围宽

系统调速性能好、节能效果显著

采用耐高频脉冲电压冲击的绝缘材料和工艺・独立风机强制通风冷却

Features:

Step-less adjustable speed operation in a wide range

Good performance of the system,energy saving.High-grade insulation material and special technological

With stand high frequency pulse impact.Separate fan for forced-ventilation

技术性能参数 Technical performance data

机座号 Frame Size	功率 Power(kW)	额定电流 Rated Current(A)	额定转矩 Rated Torque（N·m）	恒转矩变频范围 Constant Torque Frequency Range Hz	恒功率变频范围 Constant Output Frequency Range Hz
YVF2-6314	0.12	0.43	2.1	5-50	50-100
YVF2-6324	0.18	0.61	2.1	5-50	50-100
YVF2-7114	0.25	0.76	2.2	5-50	50-100
YVF2-7124	0.37	1.07	3.0	5-50	50-100
YVF2-80M1-4	0.55	1.6	3.5	5-50	50-100
YVF2-80M2-4	0.75	2.0	4.7	5-50	50-100
YVF2-90S-4	1.1	2.8	7.0	5-50	50-100
YVF2-90L-4	1.5	3.7	9.5	5-50	50-100
YVF2-100L1-4	2.2	5.2	14	5-50	50-100
YVF2-100L2-4	3.0	6.8	19	5-50	50-100
YVF2-112M-4	4.0	8.8	25.4	5-50	50-100
YVF2-132S-4	5.5	11.8	35	5-50	50-100
YVF2-132M-4	7.5	15.6	47.7	5-50	50-100
YVF2-160M-4	11	22.3	70	5-50	50-100
YVF2-160L-4	15	30.1	95.5	5-50	50-100
YVF2-180M-4	18.5	36.1	117.1	5-50	50-100
YVF2-180L-4	22	42.7	140.9	5-50	50-100
YVF2-200L-4	30	57.6	190.9	5-50	50-100
YVF2-225S-4	37	69.9	235.5	5-50	50-100
YVF2-225M-4	45	84.7	286.4	5-50	50-100
YVF2-225M-4	55	103	350.1	3-50	50-100
YVF2-280S-4	75	140	177.7	3-50	50-100
YVF2-280M-4	90	167	572.9	3-50	50-100
YVF2-315S-4	110	201	700.2	3-50	50-100
YVF2-315M-4	132	240	840.3	3-50	50-100
YVF2-315L1-4	160	288	1018.5	3-50	50-100
YVF2-315L2-4	200	359	1273.2	3-50	50-100

外形及安装尺寸/Dimension Drawing

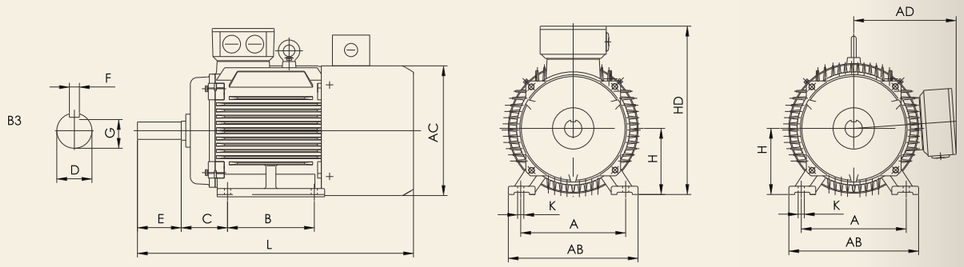

外形及安装尺寸/Dimension Drawing

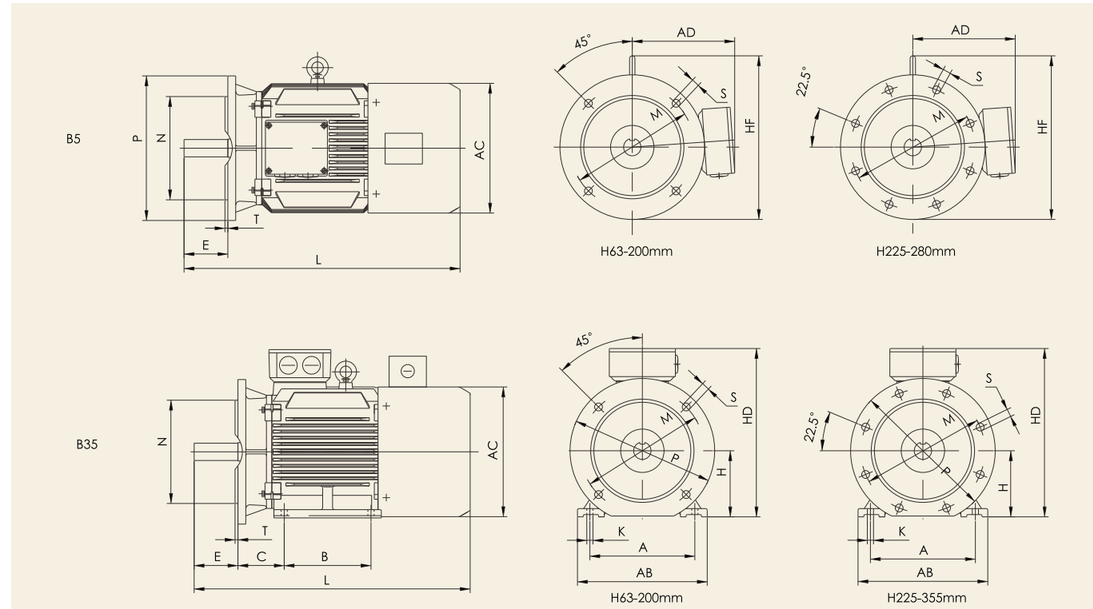

座机号 Frame No	安装尺寸 Mounting Dimensions(mm)															外型尺寸 External dimensions(mm)			
	A	B	C	D	E	F	G	H	K	M	N	P	S	T	AB	AC	AD	HD	L
80M	125	100	50	19	40	6	15.5	80	10	165	130	200	4-Φ12	3.5	165	175	145	220	370
90S	140	100	56	24	50	8	20	90	10	165	130	200	4-Φ12	3.5	180	195	155	250	380
90L	140	125	56	24	50	8	20	90	10	165	130	200	4-Φ12	3.5	180	195	155	250	410
100L	160	140	63	28	60	8	24	100	12	215	180	250	4-Φ15	4	205	215	180	270	465
112M	190	140	70	28	60	8	24	112	12	215	180	250	4-Φ15	4	230	240	190	300	480
132S	216	140	89	38	80	10	33	132	12	265	230	300	4-Φ15	4	270	275	210	345	530
132M	216	178	89	38	80	10	33	132	12	265	230	300	4-Φ15	4	270	275	210	345	570
160M	254	210	108	42	110	12	37	160	15	300	250	350	4-Φ19	5	320	330	255	420	660
160L	254	254	108	42	110	12	37	160	15	300	250	350	4-Φ19	5	320	330	255	420	715
180M	279	241	121	48	110	14	42.5	180	15	300	250	350	4-Φ19	5	355	380	280	455	775
180L	279	279	121	48	110	14	42.5	180	15	300	250	350	4-Φ19	5	355	380	280	455	815
200L	318	305	133	55	110	16	49	200	19	350	300	400	4-Φ19	5	395	420	305	505	850
225S	356	286	149	60	140	18	53	225	19	400	350	450	4-Φ19	5	435	470	335	560	885
225M	356	311	149	60	140	18	53	225	19	400	350	450	4-Φ19	5	435	470	335	560	915
250M	406	349	168	65	140	18	58	250	24	500	450	550	4-Φ19	5	490	510	370	615	980
280S	457	368	190	75	140	20	67.5	280	24	500	450	550	4-Φ19	5	550	580	410	680	1085
280M	457	419	190	75	140	20	67.5	280	24	500	450	550	4-Φ19	5	550	580	410	680	1135
315S	508	406	216	80	170	22	71	315	28	600	550	660	4-Φ24	6	635	645	530	845	1285
315M	508	457	216	80	170	22	71	315	28	600	550	660	4-Φ24	6	635	645	530	845	1395
315L	508	508	216	80	170	22	71	315	28	600	550	660	4-Φ24	6	635	645	530	845	1395

YL/ML 系列双值电容单相异步电动机

YL/ML Series Capacitor Start And Run Single-phase Asynchronous Motor

该系列安装形式可做成B5、B35电机

B34

B3

闽东款 B3

YL/ML系列单相异步电动机具有启动力矩大、过载能力强、运转平稳、噪音低、使用维修方便等有点。广泛用于压缩机、水泵、风机、医疗器械及其它需要启动转矩的小型机械的电力驱动。

防护等级/Protection Class:IP44, 绝缘等级/Insulation Grade:B,冷却方式/Cooling Way: IC411，工作制/Duty Type:S1

YL/ML series Capacitor start and run Ac motors are widely used for pumps,pulleys,cranes,continuous conveyors,grinders etc.

技术性能参数 Technical performance data

电机型号 Motor Type	功率 Power		电压 Voltage	电流 Current	频率 Frequency	转速 Speed	效率 Efficiency	功率因数 Power factor	堵转电流 额定电流	堵转转矩 额定转矩	噪声 Noise
	kW	Hp	V	A	Hz	r/min	%	Cos	I_{LR}/I_{rated}	T_{LR}/T_{rated}	Lw dB(A)
YL7112	0.37	0.5	220	2.8	50	2800	67	0.92	5.5	1.8	75
YL7122	0.55	0.75	220	4	50	2800	70	0.92	5.5	1.8	75
YL80M1-2	0.75	1.0	220	5.0	50	2800	72	0.92	5.5	1.8	75
YL80M2-2	1.1	1.5	220	7.4	50	2800	74	0.95	5.5	1.8	75
YL90S-2	1.5	2.0	220	9.6	50	2840	75	0.95	5.5	1.8	78
YL90L-2	2.2	3.0	220	13.9	50	2840	76	0.95	5.5	1.7	78
YL100L-2	3.0	4.0	220	19.3	50	2840	78	0.95	6.0	1.7	83
YL112M-2	4.0	5.0	220	22.4	50	2840	79	0.95	6.0	1.7	83
YL132S-2	5.5	7.5	220	32.9	50	2880	80	0.95	6.0	1.7	83
YL7114	0.25	0.33	220	1.6	50	1400	68	0.92	5.0	1.7	70
YL7124	0.37	0.5	220	2.4	50	1400	68	0.92	5.0	1.7	70
YL80M1-4	0.55	0.75	220	4.0	50	1400	68	0.92	5.0	1.7	70
YL80M2-4	0.75	1	220	5.1	50	1400	70	0.95	5.0	1.7	70
YL90S-4	1.1	1.5	220	7.4	50	1400	71	0.95	5.0	1.7	73
YL90L-4	1.5	2	220	9.8	50	1400	73	0.95	5.0	1.7	73
YL100L1-4	2.2	3	220	14	50	1400	75	0.95	5.0	1.7	78
YL100L2-4	3.0	4	220	18.6	50	1400	77	0.95	5.0	1.7	78
YL112M-4	4.0	5.5	220	22.7	50	1430	78	0.95	5.5	1.7	83
YL132S-4	5.5	7.5	220	33.3	50	1440	79	0.95	5.5	1.7	83

外形及安装尺寸/Dimension Drawing

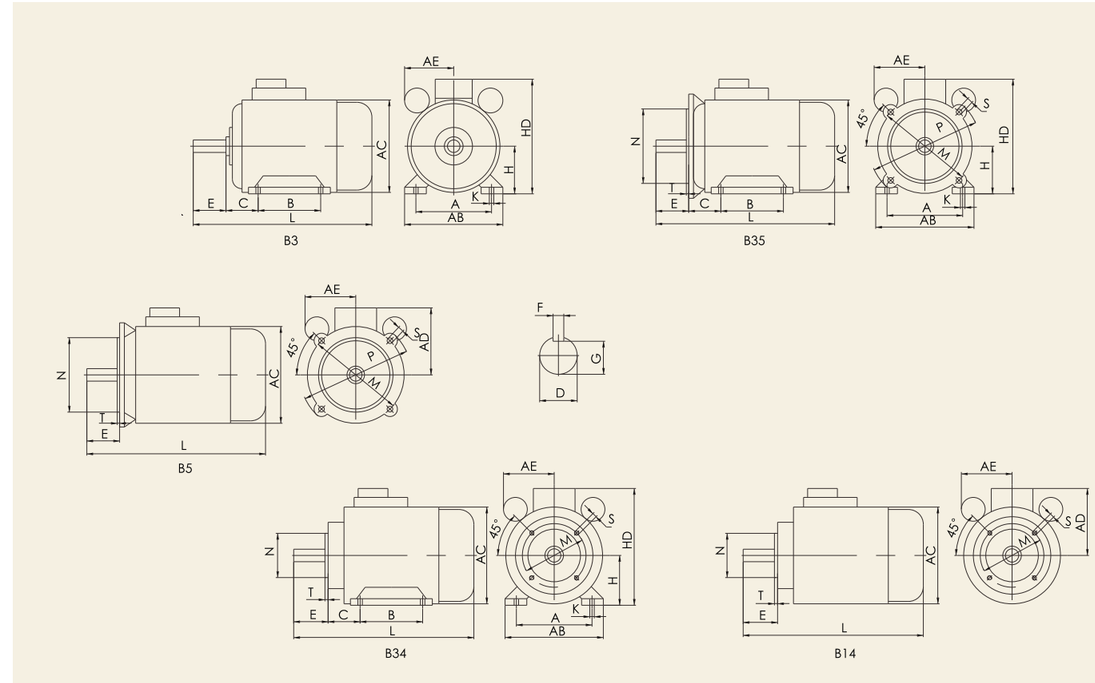

YL铸铁外壳/Cast Iron Housing

座机号 Frame No	安装尺寸 Mounting Dimensions(mm)															外型尺寸 External dimensions(mm)					
	A	B	C	D	E	F	G	H	K	M	N	P	R	S	T	AB	AC	AD	HD	L	AE
80	125	100	50	19	40	6	15.5	80	10	165	130	200	0	12	3.5	165	165	150	210	335	110
90S	140	100	56	24	50	8	20	90	10	165	130	200	0	12	3.5	180	185	160	250	360	120
90L	140	125	56	24	50	8	20	90	10	165	130	200	0	12	3.5	180	185	160	250	380/405	120
100L	180	140	63	28	60	8	24	100	12	215	180	250	0	14.5	4.0	205	220	180	260	455	130
112M	190	140	70	28	60	8	24	112	12	215	180	250	0	14.5	4.0	245	250	190	285	475	140
132S	216	140	89	38	80	10	33	132	12	265	230	300	0	14.5	4.0	280	262	210	335	550	150

ML铸铝外壳/Aluminum Housing

座机号 Frame No	安装尺寸 Mounting Dimensions(mm)														外型尺寸 External dimensions(mm)														
	IMB3/B34/B5/B14									B34/B14					B5					B3/B34/B14						B5			
	A	B	C	D	E	F	G	H	K	M	N	P	S	T	M	N	P	S	T	AB	AC	AD	AF	HD	L	AC	AD	L	AE
50	80	63	32	9	20	3	7	50	6	55	40	70	M5	-	-	-	-	-	-	100	110	75	-	125	155	-	-	-	-
56	90	71	36	9	20	3	7	56	6	65	50	80	M5	-	-	-	-	-	-	115	120	80	-	135	170	-	-	-	-
63	100	80	40	11	23	4	9	63	7	75	60	90	M5	3	115	95	140	10	3	130	130	100	-	165	230	130	100	250	-
71	112	90	45	14	30	5	11	71	7	85	70	105	M6	4	130	110	160	10	4	145	145	110	95	180	255	145	110	275	95
80	125	100	50	19	40	6	16	80	10	100	80	120	M6	4	165	130	200	12	4	160	165	120	110	200	295	175	120	300	110
90S	140	100	56	24	50	8	20	90	10	115	95	140	M8	4	165	130	200	12	4	180	185	120	130	220	310	185	130	335	120
90L	140	125	56	24	50	8	20	90	10	115	95	140	M8	4	165	130	200	12	4	180	185	120	130	220	335	185	130	360	120

YY/MY 系列单相电容运转异步电动机

YY/MY Series Single-phase Capacitor Run Asynchronous Motor

该系列安装形式可做成B5、B35电机

B3

闽东款 B3

普通款 B3

YY/MY 系列电容运转异步电机结构简单,过载能力强。广泛应用于家用电器、风扇、泵、食品机械、医疗器械等设备的驱动。

防护等级/Protection Class:IP44, 绝缘等级/Insulation Grade:B,冷却方式/Cooling Way：IC411，工作制/Duty Type:S1

YY/MY series Capacitor run Ac motor are used on household appliances,fans,pumps,food machinery,medical equipment etc.

电机型号 Motor Type	功率 Power	转速 Speed	电流 Current	电压 Voltage	频率 Frequency	效率 Efficiency	功率因数 Power factor	堵转电流 额定电流	堵转转矩 额定转矩	噪声 Noise
	kW	r/min	A	V	Hz	%	Cos	ILR/Irated	TLR/Trated	Lw dB(A)
YY5612	0.09	2800	0.8	220	50	56	0.93	2.5	0.5	70
YY5622	0.12	2800	0.99	220	50	60	0.93	3.5	0.5	70
YY6312	0.18	2800	1.4	220	50	65	0.93	5	0.4	70
YY6322	0.25	2800	1.9	220	50	66	0.93	7	0.4	70
YY7112	0.37	2800	2.7	220	50	67	0.93	10	0.35	75
YY7122	0.55	2800	3.9	220	50	70	0.93	15	0.35	75
YY80M1-2	0.75	2800	5.2	220	50	72	0.93	20	0.33	75
YY80M2-2	1.1	2800	7.4	220	50	75	0.93	30	0.33	78
YY90S-2	1.5	2800	9.5	220	50	76	0.93	45	0.3	83
YY90L-2	2.2	2800	13.7	220	50	77	0.93	65	0.3	83
YY561-4	0.06	1400	0.61	220	50	50	0.93	2	0.45	65
YY562-4	0.09	1400	0.86	220	50	52	0.93	2.5	0.45	65
YY631-4	0.12	1400	1.1	220	50	57	0.93	3.5	0.4	65
YY632-4	0.18	1400	1.5	220	50	59	0.93	5	0.4	65
YY711-4	0.25	1400	2	220	50	61	0.93	7	0.35	65
YY712-4	0.37	1400	3	220	50	62	0.93	10	0.35	70
YY80M1-4	0.55	1400	4.3	220	50	64	0.93	15	0.35	70
YY80M2-4	0.75	1400	5.5	220	50	68	0.93	20	0.32	70
YY90S-4	1.1	1400	7.5	220	50	71	0.93	30	0.32	73
YY90L-4	1.5	1400	9.9	220	50	73	0.93	45	0.3	78

外形及安装尺寸/Dimension Drawing

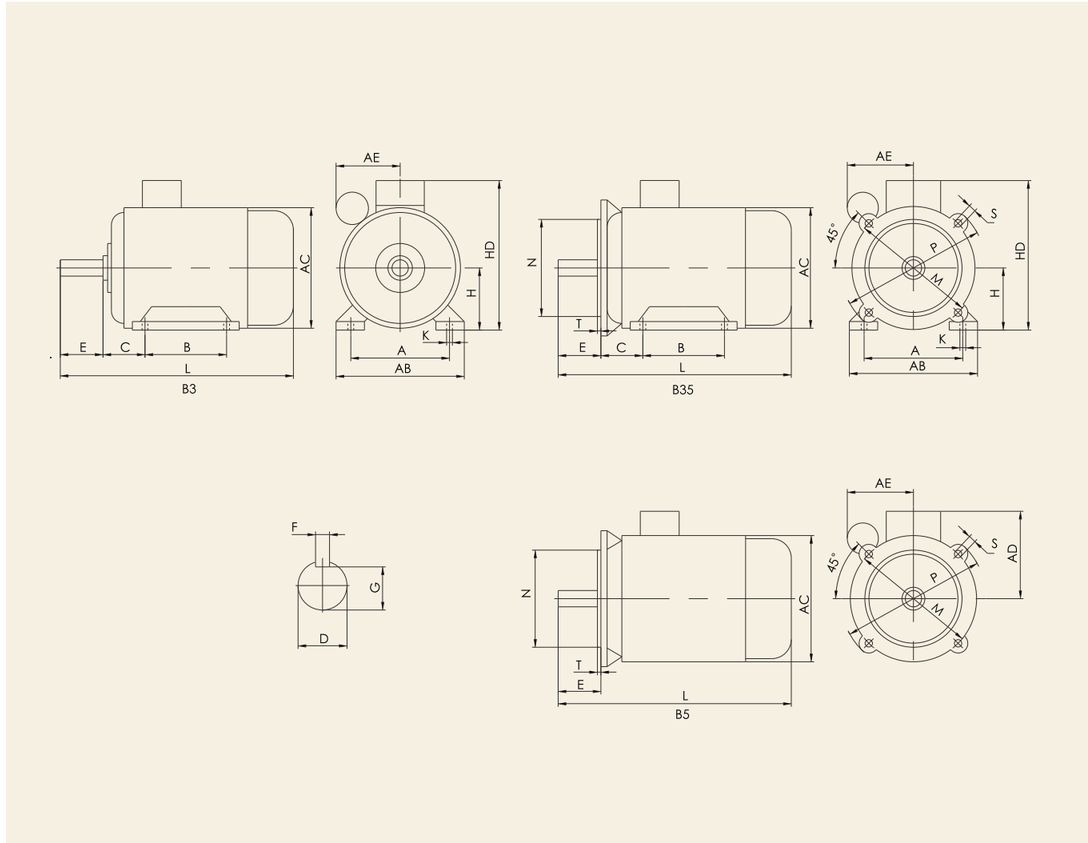

座机号 Frame No	安装尺寸 Mounting Dimensions(mm) IMB5/B35															外型尺寸 External dimensions(mm)					
	A	B	C	D	E	F	G	H	K	M	N	P	R	S	T	AB	AC	AD	AE	HD	L
56	90	71	36	9	20	3	7.2	56	5.8	-	-	-	-	-	-	108	100	79	-	135	170
63	100	80	40	11	23	4	8.5	63	7	115	95	140	0	10	3	130	122	100	-	165	230
71	112	90	45	14	30	5	11	71	7	130	110	160	0	10	3.5	138	138	110	95	180	247
80	125	100	50	19	40	6	15.5	80	10	165	130	200	0	12	3.5	156	156	120	110	200	286
90S	140	100	56	24	50	8	20	90	10	165	130	200	0	12	3.5	176	174	130	120	220	310
90L	140	125	56	24	50	8	20	90	10	165	130	200	0	12	3.5	176	174	130	120	220	335

YC/MC 系列单相电容启动异步电动机

YC/MC Series Single-phase Capacitor Start Asynchronous Motor

该系列安装形式可做成B5、B35电机

B3

闽东款 B3

普通款 B3

YC/MC 系列单相异步电动机具有驱动力矩大、过载能力强、运转平稳、噪音低、使用维修方便等有点。广泛用于压缩机、水泵、风机、医疗器械及其它需要高启动转矩的小型机械的电力驱动。

防护等级/Protection Class:IP44, 绝缘等级/Insulation Grade:B, 冷却方式/Cooling Way: IC411，工作制/Duty Type:S1

YC/MC series Capacitor start single-phase Ac motor are suitable for Compressors, pumps, fans, medical equipment and other small machinery with require high starting torque.

电机型号 Motor Type	功率 Power		电压 Voltage	电流 Current	频率 Frequency	转速 Speed	效率 Efficiency	功率因数 Power factor	堵转电流 额定电流	堵转转矩 额定转矩	噪声 Noise
	kW	Hp	V	A	Hz	r/min	%	Cos	I_{LR}/Irated	T_{LR}/Trated	Lw dB(A)
YC7112	0.18	0.25	220	1.89	50	2800	60	0.72	12	3.0	70
YC7122	0.25	0.33	220	2.4	50	2800	64	0.74	15	3.0	70
YC80M1-2	0.37	0.5	220	3.11	50	2800	65	0.77	21	2.8	75
YC80M2-2	0.55	0.75	220	4.65	50	2800	68	0.79	29	2.8	75
YC90S-2	0.75	1.0	220	6.09	50	2800	70	0.8	37	2.5	75
YC90L-2	1.1	1.5	220	8.68	50	2800	72	0.8	60	2.5	78
YC100L1-2	1.5	2.0	220	11.38	50	2820	74	0.81	80	2.5	83
YC100L2-2	2.2	3.0	220	16.46	50	2820	75	0.81	120	2.2	83
YC112M-2	3.0	4.0	220	21.88	50	2840	76	0.82	150	2.2	87
YC132S-2	3.7	5.0	220	26.64	50	2840	77	0.82	175	2.2	87
YC7114	0.12	0.16	220	1.88	50	1400	50	0.58	9	3.0	65
YC7124	0.18	0.25	220	2.49	50	1400	53	0.62	12	2.8	65
YC80M1-4	0.25	0.33	220	3.11	50	1400	58	0.63	15	2.8	65
YC80M2-4	0.37	0.5	220	4.24	50	1400	62	0.64	21	2.5	70
YC90S-4	0.55	0.75	220	5.49	50	1400	66	0.69	29	2.5	70
YC90L-4	0.75	1.0	220	6.87	50	1400	68	0.73	37	2.5	70
YC100L1-4	1.1	1.5	220	9.52	50	1420	71	0.74	60	2.5	73
YC100L2-4	1.5	2.0	220	12.45	50	1420	73	0.75	80	2.5	78
YC112M-4	2.2	3.0	220	17.78	50	1420	74	0.76	120	2.2	78
YC132S-4	3.0	4.0	220	23.61	50	1440	75	0.77	150	2.2	82
YC132M-4	3.7	5.0	220	28	50	1400	76	0.79	175	2.2	82

外形及安装尺寸/Dimension Drawing

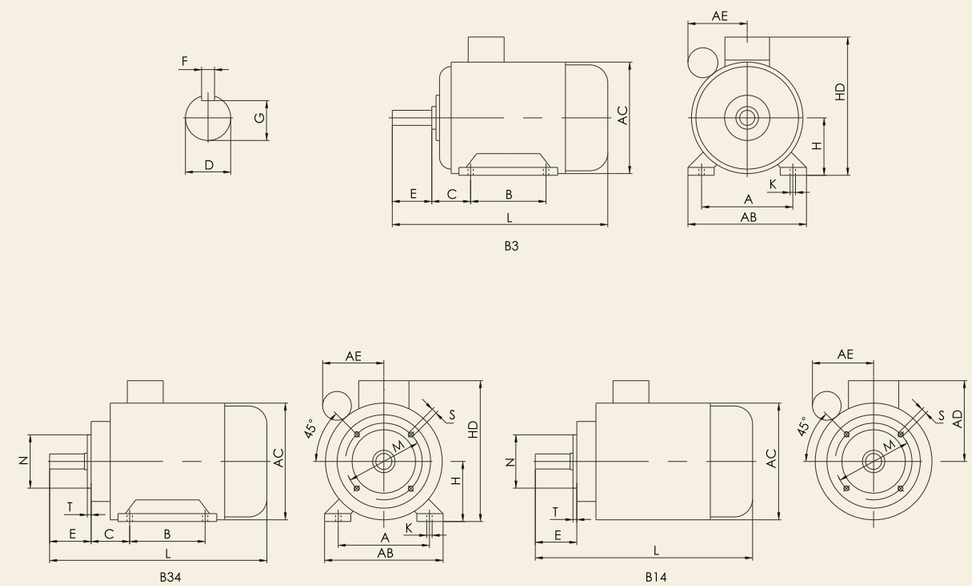

座机号 Frame No	安装尺寸 Mounting Dimensions(mm)															外型尺寸 External dimensions(mm)					
	A	B	C	D	E	F	G	H	K	M	N	P	R	S	T	AB	AC	AE	AD	HD	L
71	112	90	45	14	30	5	11	71	7	85	130	200	0	12	3.5	145	145	95	140	180	255
80	125	100	50	19	40	6	15.5	80	10	100	130	200	0	12	3.5	160	165	110	150	200	295
90S	140	100	56	24	50	8	20	90	10	115	130	200	0	12	3.5	180	185	120	160	240	370
90L	140	125	56	24	50	8	20	90	10	115	130	200	0	12	3.5	180	185	120	160	240	400
100L	160	140	63	28	60	8	24	100	12	215	180	250	0	15	4.0	205	220	130	180	260	430
112M	190	140	70	28	60	8	24	112	12	215	180	250	0	15	4.0	245	250	140	190	300	455
132S	216	140	89	38	80	10	33	132	12	265	230	300	0	15	4.0	280	262	150	210	350	525
132M	216	178	89	38	80	10	33	132	12	265	230	300	0	15	4.0	280	262	150	210	350	565

M系列玻璃陶瓷、机械高效率专用三相异步电动机

M Series Three-phase Asynchronous Grinding Motor For Glass And Ceramics Edging Machinery

YDXM-2.2KW

YDXM-1.5KW

YDM-2.2KW

YDM-3.0KW

产品概述

1、防水、防尘性能好，能满足玻璃机械加工环境要求；
2、轴向窜动、径向跳动小，能满足玻璃机械加工要求；
3、振动小，能确保成品尺寸的精度及表面光洁度；
4、加工制造稳定，能确保电机一致。

Brief intriduction of product

1.excellent performance of waterproof and dustproof to meet the requirements of glass machining;
2.small radial and axial clearances
3.Low-vibration design to ensure the dimensional accuracy and surface finish;
4.uniform quality

技术性能参数 Technical performance data

电机型号 Motor Type	功率 Power	转速 Speed	效率 Efficiency	功率因数 Power factor	电流 Current	堵转电流 额定电流	堵转转矩 额定转矩	最大转矩 额定转矩	噪声 Noise	振动	重量
	W	r/min	%	Cos	A	ILR/Irated	TLR/Trated	Tmax/Trated	Lw dB(A)	mm/s	kg
YDXM90S-2	1.5	2840	81	0.85	3.3	7	2.2	2.5	67	1.8	24.5
YDXM90L-2	2.2	2840	81	0.86	3.8	7	2.2	2.5	67	1.8	26
YDXM90L-4	1.5	1400	77	0.80	3.7	7	2.2	2.5	58	1.8	27.5
YDM90S-2	2.2	2840	82	0.87	4.7	7	2.2	2.5	67	1.8	27.5
YDM90L-2	3.0	2840	85	0.88	6.1	7	2.2	2.5	72	1.8	29

外形及安装尺寸/Dimension Drawing

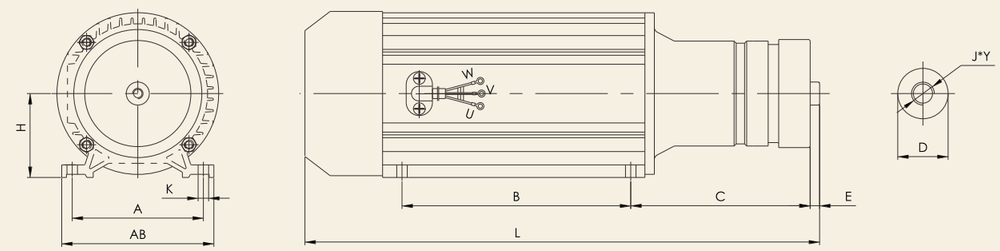

M80安装及外形尺寸

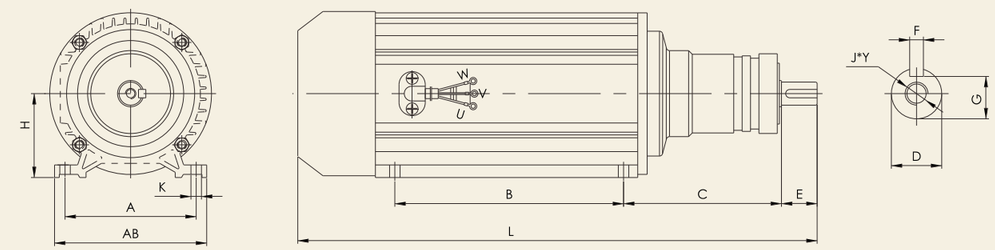

M80安装及外形尺寸

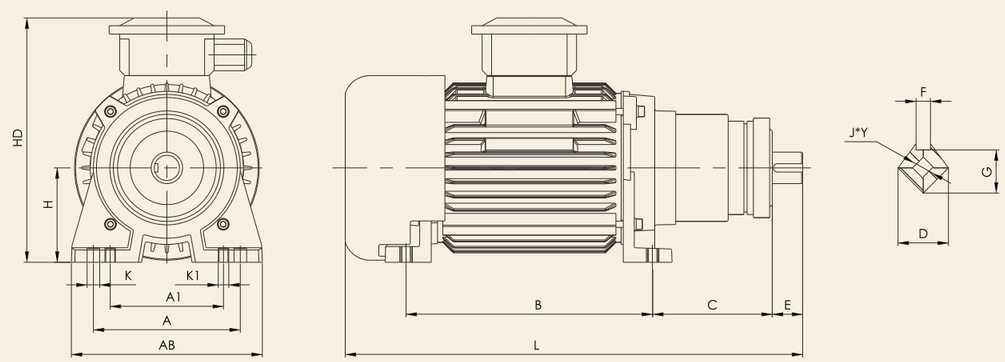

M90安装及外形尺寸

座机号 Frame No	安装尺寸 Mounting Dimensions(mm)												外型尺寸 External dimensions(mm)		
	A	A1	B	C	D	E	F	G	H	J*Y	K	K1	AB	HD	L
M801	125	-	218	145	22	9	-	-	80	M10*30	12	-	145	-	466
M802	125	-	218	171	22	9	-	-	80	M10*30	12	-	145	-	492
M803	125	-	218	150	22	34	6	18.5	80	M10*30	12	-	145	-	495
M901	140	108	210	115	30	30	8	26	90	M12*35	12	M10	165	235	440
M902	140	108	235	115	30	30	8	26	90	M12*35	12	M10	135	235	440
M903	140	108	180	157	30	33	8	26	90	M12*35	12	M10	165	235	480

M系列陶瓷机械专用设备高效率、超高效率三相异步电动机

M Series Three-phase Asynchronous Grinding Motor For Ceramic Machinery

M100

产品概述

1、防护性能好，能满足瓷砖磨边机械加工环境要求；
2、轴向窜动、径向跳动小，能满足瓷砖磨边机械加工要求；
3、振动小，能确保成品尺寸的精度及表面光洁度；
4、加工制造稳定，能确保电机一致。

Brief introduction of product

1.good waterproof & dustproof
2.Small Axial movement & Radial run-out
3.low vibration to ensure the finished products precisely and smoothly.
4.Steady manufacture to keep the consistent quality.

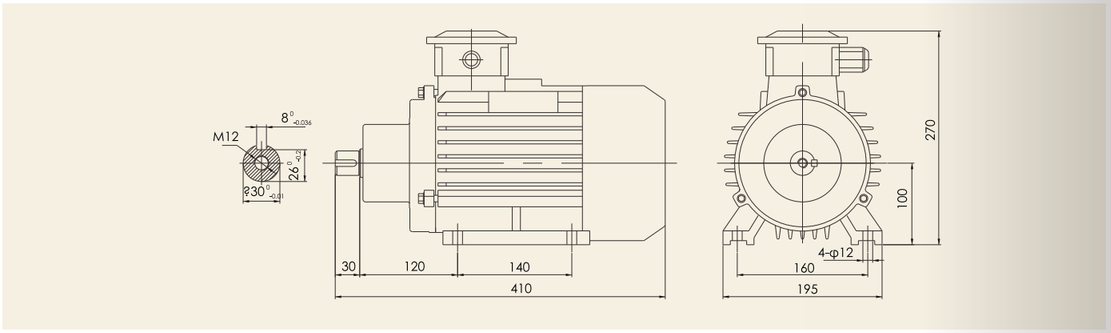

技术性能参数 Technical performance data

电机型号 Motor Type	功率 Power	转速 Speed	效率 Efficiency	功率因数 Power factor	电流 Current	堵转电流 额定电流	堵转转矩 额定转矩	最大转矩 额定转矩	噪声 Noise	振动	重量
	W	r/min	%	Cos	A	ILR/Irated	TLR/Trated	Tmax/Trated	Lw dB(A)	mm/s	kg
M100L1-2	3.0	2880	82	0.88	6.2	7	2.5	2.5	72	1.8	32.5
M100L2-2	3.5	2850	82	0.88	7.2	7	2.5	2.5	72	1.8	33.5
M100L3-2	4.0	2850	82	0.88	8.2	7	2.5	2.5	72	1.8	34.5

YSF系列轴流风机专用高效率三相异步电动机

YSF Series Three-phase Asynchronous Motor For Axial Fan

- 机座材料:铸铁
- 标准颜色:龙胆蓝(RAL 5010)
- 额定功率:1.5-22kw(50Hz)
- 防护等级IP54(IEC 60034-5)
- 绝缘系统按155(F)温度等级设计,在额定输出和直接供电时按130(B)温度等级使用;
- 工作环境高度不超过海拔1000m(IEC 60034-1)

- Frame material:cast iron.
- Standard color:Gentian blue(RAL 5010)
- Rated output power:1.5-22kw at 50Hz.
- All motors are designed to Ip54 degree of protection(IEC 60034-5)
- Insulation system is designed for temperature class 155(F).At rated output with line-fed operation, the motors can be used in temperature class 130(B).
- Degrees of motor protection IP55(IEC 60034-5).
- Altitude of working environment shall not exceed 1000m above sealevel(IEC 60034-1).

外形及安装尺寸/Dimension Drawing

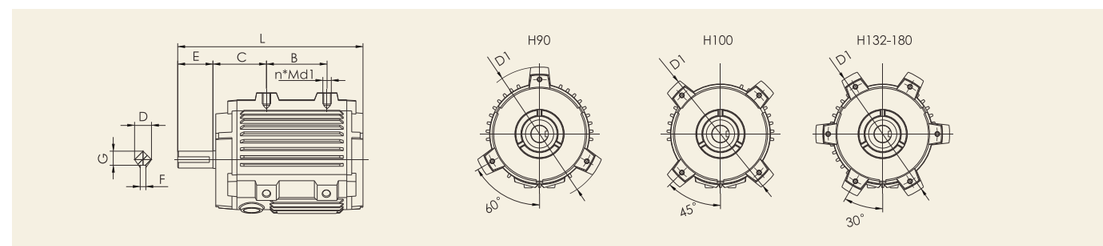

FRAME	B	C	D	E	F	G	n*Md1	D1	L
90S	85	76	24	50	8	20	6*M12	190	262
90L	115	76	24	50	8	20	6*M12	190	288
100	130	76	28	60	8	24	8*M12	210	345
132S	130	100	38	80	10	33	12*M14	264	371
132M	168	100	38	80	10	33	12*M16	264	409
132L	188	110	38	80	10	33	12*M16	310	450
180	188	110	48	110	14	42.5	12*M16	340	493

YSF系列轴流风机专用高效率三相异步电动机

YSF Series Three-phase Asynchronous Motor For Axial Fan

技术性能参数 Technical performance data

电机型号 Motor Type	功率 Power		电压 Voltage	频率 Frequency	转速 Speed	效率 Efficiency	功率因数 Power factor	额定电流	堵转电流 额定电流	堵转转矩 额定转矩	最大转矩 额定转矩	噪声 Noise
	kW	Hp	V	Hz	r/min	%	Cos	In/A	ILR/Irated	TLR/Trated	TLR/Trated	Lw dB(A)
YSF-90S-2	1.5	2.0	380	50	2840	78.5	0.84	3.34	7	2.2	2.3	72
YSF-90L-2	2.2	3.0	380	50	2840	81	0.85	4.69	7	2.2	2.3	72
YSF-100L1-2	3.0	4.0	380	50	2880	82.6	0.87	6.14	7.5	2.2	2.3	76
YSF-100L2-2	4.0	5.5	380	50	2890	84.2	0.88	7.83	7.5	2.2	2.3	77
YSF-132S1-2	5.5	7.5	380	50	2900	85.7	0.88	10.7	7.5	2.2	2.3	80
YSF-132S2-2	7.5	10	380	50	2900	87	0.88	14.2	7.5	2.2	2.3	80
YSF-132M1-2	11	15	380	50	2930	88.4	0.89	20.9	7.5	2.2	2.3	86
YSF-132M2-2	15	20	380	50	2930	89.4	0.89	27.9	7.5	2.2	2.3	86
YSF-132L-2	18.5	25	380	50	2930	90	0.9	33.9	7.5	2.2	2.3	86
YSF-180M1-2	22	30	380	50	2940	90.5	0.9	40.5	7.5	2	2.3	89
YSF-180M2-2	30	40	380	50	2950	91.4	0.9	54.8	7.5	2	2.3	92
YSF-90S-4	1.1	1.5	380	50	1400	76.2	0.77	2.8	6	2.3	2.3	61
YSF-90L-4	1.5	2.0	380	50	1400	78.5	0.79	3.65	6	2.3	2.3	61
YSF-100L1-4	2.2	3.0	380	50	1420	81	0.81	5.05	7	2.3	2.3	64
YSF-100L2-4	3.0	4.0	380	50	1420	82.6	0.82	6.64	7	2.3	2.3	64
YSF-112M-4	4.0	5.5	380	50	1440	84.2	0.85	8.62	7	2.3	2.3	65
YSF-132S-4	5.5	7.5	380	50	1440	85.7	0.83	11.5	7	2.3	2.3	71
YSF-132M-4	7.5	10	380	50	1440	87	0.84	15.3	7	2.3	2.3	71
YSF-160M-4	11	15	380	50	1460	88.4	0.84	22.2	7	2.2	2.3	75
YSF-160L-4	15	20	380	50	1460	89.4	0.85	29.8	7.5	2.2	2.3	75
YSF-180M-4	18.5	25	380	50	1470	90	0.86	36.1	7.5	2.2	2.3	76
YSF-90S-6	0.75	1.0	380	50	910	69	0.72	2.3	5.5	2.0	2.1	57
YSF-90L-6	1.1	1.5	380	50	910	72	0.73	3.2	5.5	2.0	2.1	57
YSF-100L-6	1.5	2.0	380	50	940	76	0.75	3.9	5.5	2.0	2.1	61
YSF-112M-6	2.2	3.0	380	50	940	79	0.76	5.6	6.5	2.0	2.1	65
YSF-132S-6	3.0	4.0	380	50	960	81	0.76	7.4	6.5	2.1	2.1	69
YSF-132M1-6	4.0	5.5	380	50	960	82	0.76	9.9	6.5	2.1	2.1	69
YSF-132M2-6	5.5	7.5	380	50	960	84	0.77	12.9	6.5	2.1	2.1	69
YSF-160M-6	7.5	10	380	50	970	86	0.77	16.9	6.5	2.0	2.1	73
YSF-160L-6	11	15	380	50	970	87.5	0.78	24	6.5	2.0	2.1	73

专配微摆减速机三相异步电动机

Three-phase Ac Motor For Micro-cycloid Speed Reducer

功率：0.18kw-1.5kw　　机座号：63-90

专配摆线针减速机三相异步电动机

Three-phase Ac Motor For Cycloid Speed Reducer

功率：0.37kw-15kw　　机座号：71-160

专配水泵系列单三相异步电动机

Chemical Pump Series Single-Three-Phase Asynchronous Motor

单相化工泵



化工泵

管道泵

单相三相异步化工泵水泵电动机效率高,启动转矩大,噪音低,结构更加合理,冷却散热条件成熟。本系列电动机为一般用途的单三相异步电动机,可用于驱动各种通用机械设备。

防护等级/Protection Class:IP55, 绝缘等级/Insulation Grade:F, 冷却方式/Cooling Way：IC411，工作制/Duty Type:S1

three-phase asynchronous motor with high starting torque & energy-saving , more reasonable structure, low noise ,easy cooling .It is used to drive all kinds of mechanical equipment , such as compressor , fan motor, water pump, also can work in chemical, medicine, mines and other special environment equipment .

技术性能参数 Technical performance data

电机型号 Motor Type	功率 Power		转速 Speed	电流 In A			效率 Efficiency		功率因数 Power factor	堵转转矩 额定转矩	最大转矩 额定转矩	堵转电流 额定电流	噪声 Noise	重量 Weight
	kW	Hp	r/min	380V	400V	415V	100%	75%	Cos	TLR/Trated	Tmax/Trated	ILR/Irated	LwdB(A)	Kg
Asynchronous Speed 3000RPM/2-POLE 50Hz														
GLF-632-2	0.25	0.33	2820	0.85	0.8	0.7	68	70.5	0.81	2.2	2.3	6.1	62	10
GLF-712-2	0.55	0.75	2800	1.4	1.35	1.32	73	75	0.82	2.2	2.2	6.1	64	12
GLF-80M1-2	0.75	1.0	2830	1.7	1.6	1.5	77.5	80.33	0.83	2.3	2.3	6.8	62	16
GLF-80M2-2	1.1	1.5	2830	2.4	2.3	2.2	82.8	83.27	0.83	2.3	2.3	7.3	62	17.5
GLF-90L-2	1.5	2.0	2840	3.2	3.0	2.9	84.1	84.99	0.84	2.3	2.3	7.6	67	23.5
GLF-90L-2	2.2	3.0	2840	4.6	4.4	4.2	85.6	86.35	0.85	2.3	2.3	7.8	67	28.5
GLF-100L-2	3.0	4.0	2880	6.0	5.7	5.5	86.7	87.16	0.87	2.3	2.3	8.1	74	38
GLF-112M-2	4.0	5.5	2880	7.9	7.5	7.2	87.6	88.80	0.88	2.3	2.3	8.3	77	49
GLF-132S1-2	5.5	7.5	2900	10.7	10.2	9.8	88.6	89.87	0.88	2.2	2.3	8.0	79	63
GLF-132S2-2	7.5	10	2900	14.3	13.6	13.1	89.5	90.29	0.89	2.2	2.3	7.8	79	70
GLF-160M1-2	11	15	2900	20.7	19.7	19.0	90.5	90.66	0.89	2.2	2.3	7.9	81	121
GLF-160M2-2	15	20	2930	28.0	26.7	25.7	91.3	91.46	0.89	2.2	2.3	8.0	81	132

技术性能参数 Technical performance data

电机型号 Motor Type	功率 Power		电压 Voltage	电流 Current	频率 Frequency	转速 Speed	效率 Efficiency	功率因数 Power factor	堵转电流 额定电流	堵转转矩 额定转矩	噪声 Noise
	kW	Hp	V	A	Hz	r/min	%	Cos	ILR/Irated	TLR/Trated	Lw dB(A)
YY633-2	0.25	0.33	220	2.0	50	2800	61	0.93	5.5	1.8	75
YY7122	0.55	0.75	220	4	50	2800	70	0.92	5.5	1.8	75
YY80M1-2	0.75	1.0	220	5.0	50	2800	72	0.92	5.5	1.8	75
YY80M2-2	1.1	1.5	220	7.4	50	2800	74	0.95	5.5	1.8	75
YL90L-2	1.5	2.0	220	9.6	50	2840	75	0.95	5.5	1.8	78
YL90L-2	2.2	3.0	220	13.9	50	2840	76	0.95	5.5	1.7	78
YL90L-2	3.0	4.0	220	19.3	50	2840	78	0.95	6.0	1.7	83

专配四大系列减速机高效率电机（RKSF）

4 Series High Efficiency Three-phase Induction Motor

YEJ制动电机

YVP变频电机

YX3普通多速电机

R、K、S、F系列减速机专用直联三相异步电动机（普通YX3、多速D、变频YVP、制动YEJ、变频制动YVPJ），效率高、起动力矩大、噪声低、散热性能好等特点，广泛用于机械自动化 及机器人制造流水线，食品、啤酒饮料、石化、仓储物流、起重运输等行业的传动领域。由于公司采用了先进的生产工艺、引进多方技术人才使公司产品应用在传动领域走向了领先地位。目前已畅销全国各地厂家，用了大家都说好！

防护等级/Protection Class:IP55. 绝缘等级/Insulation Grade:F. 冷却方式/Cooling Way：IC411，工作制/Duty Type:S1

The motor which directly connected to gear box , with higher efficiency , big start torque , low noise, and good radiating performance.It is widely used in mechanical automation , robot manufacturing line ,food,beverage, petrochemical, storage, transmission fields and industries.It adopts the advanced equipment and technology , leading multi skilled personnel, Our products are popular in domestic and foreign market

技术性能参数 Technical performance data

电机型号 Motor Type	功率 Power		转速 Speed	电压 Voltage	电流 In A	效率 Efficiency	功率因数 Power factor	堵转转矩 额定转矩	最大转矩 额定转矩	堵转电流 额定电流	噪声 Noise
	Kw	Hp	r/min	V	A	%	Cos	TLR/Trated	Tmax/Trated	ILR/Irated	Lw dB(A)
D-710-4	0.18	0.25	1310	380	0.62	60	0.73	2.1	2.2	4.4	56
D-711-4	0.25	0.33	1330	380	0.79	65	0.74	2.1	2.2	5.2	55
D-712-4	0.37	0.5	1330	380	1.12	67	0.75	2.1	2.2	5.2	55
D-80M1-4	0.55	0.75	1390	380	1.6	70	0.75	2.4	2.3	5.2	58
D-80M2-4	0.75	1	1390	380	2	73	0.76	2.3	2.3	6	58
D-90S-4	1.1	1.5	1390	380	2.9	75	0.77	2.3	2.3	6	61
D-90L-4	1.5	2	1390	380	3.7	78	0.79	2.3	2.3	6	61
D-100L1-4	2.2	3	1410	380	5.2	80	0.81	2.3	2.3	7	64
D-100L2-4	3	4	1410	380	6.8	82	0.82	2.3	2.3	7	64
D-112M-4	4	5.5	1440	380	8.8	84	0.82	2.3	2.3	7	65
D-132S-4	5.5	7.5	1440	380	11.8	85	0.83	2.3	2.3	7	71
D-132M-4	7.5	10	1440	380	15.6	87	0.84	2.3	2.3	7	71
D-160M-4	11	15	1460	380	22.3	88	0.84	2.2	2.3	7	75
D-160L-4	15	20	1460	380	30.1	89	0.85	2.2	2.3	7.5	75
D-180M-4	18.5	25	1470	380	36.1	90.5	0.86	2.2	2.3	7.5	76
D-180L-4	22	30	1470	380	42.7	91	0.86	2.2	2.3	7.5	76
D-200L-4	30	40	1470	380	57.6	92	0.86	2.2	2.3	7.2	76
D-711-6	0.18	0.25	850	380	0.74	56	0.66	1.9	2	4	52
D-712-6	0.25	0.33	850	380	0.95	59	0.68	1.9	2	4	52
D-80M1-6	0.37	0.5	885	380	1.3	62	0.7	1.9	2	4.7	54
D-80M2-6	0.55	0.75	885	380	1.8	65	0.72	1.9	2.1	4.7	54
D-90S-6	0.75	1	910	380	2.3	69	0.72	2	2.1	5.5	57
D-90L-6	1.1	1.5	910	380	3.2	72	0.73	2	2.1	5.5	57
D-100L-6	1.5	2	920	380	3.9	76	0.75	2	2.1	5.5	61
D-112M-6	2.2	3	935	380	5.6	79	0.76	2	2.1	6.5	65
D-132S-6	3	4	960	380	7.4	81	0.76	2.1	2.1	6.5	69
D-132M1-6	4	5.5	960	380	9.8	82	0.76	2.1	2.1	6.5	69
D-132M2-6	5.5	7.5	965	380	12.9	84	0.77	2.1	2.1	6.5	69

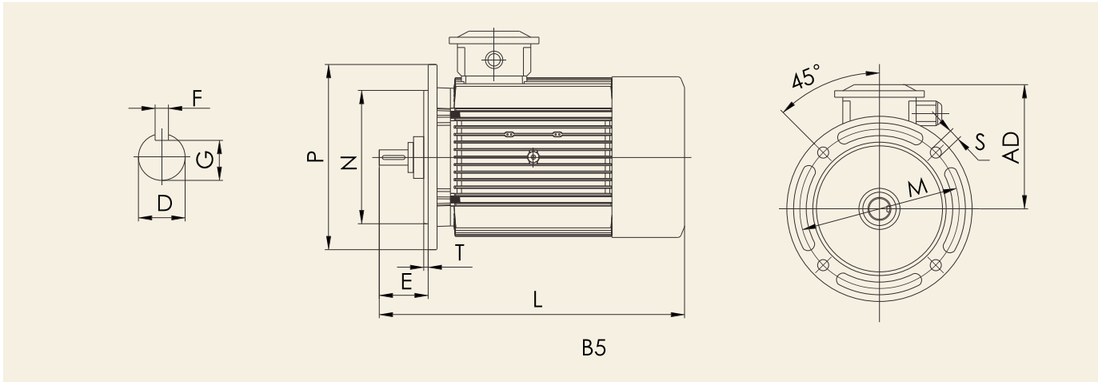

外形及安装尺寸/Dimension Drawing

座机号 Frame No	安装尺寸 Mounting Dimensions(mm)										外型尺寸 External dimensions(mm)				独立风机 Indepent fan	直流/交流 制动器 AC/DC brake
	D	F	G	K	T	E	M	N	P	S	AB	AD	HD	L	L	L
71	10	2	8.8	7	3	36	100	80	120	6.6	140	115	185	280	345	365
					3.5	41.5	130	110	160	9						
					3.5	47.5	165	130	200	11						
80	12	3	10.2	10	3	36	100	80	120	6.6	160	115	185	310	370	390
					3.5	41.5	130	110	160	9						
					3.5	47.5	165	130	200	11						
					4	52.5	215	180	250	14						
					4	62	265	230	300	14						
90S	14	3	12.2	10	3	36	100	80	120	6.6	175	135	225	350	380	445
					3.5	41.5	130	110	160	9						
					3.5	49.5	165	130	200	11						
					4	53.5	215	180	250	14						
					4	62	265	230	300	14						
90L	14	3	12.2	10	3	36	100	80	120	6.6	175	135	225	370	400	485
					3.5	41.5	130	110	160	9						
					3.5	49.5	165	130	200	11						
					4	53.5	215	180	250	14						
					4	62	265	230	300	14						
100	16	4	13.5	12	3	36	100	80	120	6.6	200	160	260	400	450	490
					3.5	44	130	110	160	9						
					3.5	52	165	130	200	11						
					4	56	215	180	250	14						
					4	62	265	230	300	14						
					5	68	300	250	350	18						
112	18	4	15.4	12	3.5	44	130	110	160	9	225	175	285	430	500	535
					3.5	53	165	130	200	11						
					4	58	215	180	250	14						
					4	63	265	230	300	14						
					5	69	300	250	350	18						
132	22	5	18.5	13	3.5	44	130	110	160	9	225	195	325	495	550	590
					3.5	56	165	130	200	11						
					4	61	215	180	250	14						
					4	66	265	230	300	14						
					5	72	300	250	350	18						
					5	79	350	300	400	18						
					5	87	400	350	450	18						
160	28	6	24	15	3.5	61	165	130	200	11	310	255	420	605		
					4	66	215	180	250	14						
					4	71	265	230	300	14						
					5	77	300	250	350	18						
					5	84	350	300	400	18						
					5	92	400	350	450	18						
					5	100	500	450	550	18						
180M	32	8	27.3	15	4	66	215	180	250	14	350	280	455	675		
					4	71	265	230	300	14						
					5	77	300	250	350	18						
					5	84	350	300	400	18						
					5	92	400	350	450	18						
					5	100	500	450	550	18						
180L	32	8	27.3	15	4	66	215	180	250	14	350	280	455	710		
					4	71	265	230	300	14						
					5	77	300	250	350	18						
					5	84	350	300	400	18						
					5	92	400	350	450	18						
					5	100	500	450	550	18						
200L	38	10	33	19	4	71	265	230	300	14	395	305	505	790		
					5	77	300	250	350	18						
					5	84	350	300	400	18						
					5	92	400	350	450	18						
					5	100	500	450	550	18						